



# ANNUAL PROGRESS REPORT [January 2025 to December 2025]

## KRISHI VIGYAN KENDRA MAYURBHANJ-II, JASHIPUR



## PROFORMA FOR ANNUAL REPORT 2025 (January-December 2025)

### 1. GENERAL INFORMATION ABOUT THE KVK

#### 1.1. Name and address of KVK with phone, fax and e-mail

Address	Telephone		E mail
	Office	FAX	
KrishiVigyan Kendra, Jashipur At- Angarpada, P.O- Khairi, Mayurbhanj, Pin - 757091	9437584356	-	<a href="mailto:kvk.mayurbhanj2@ouat.ac.in">kvk.mayurbhanj2@ouat.ac.in</a> <a href="mailto:kvkmayurbhanj2.ouat@gmail.com">kvkmayurbhanj2.ouat@gmail.com</a> <a href="mailto:kvkmayurbhanj2@yahoo.com">kvkmayurbhanj2@yahoo.com</a>

#### 1.2 .Name and address of host organization with phone, fax and e-mail

Address	Telephone		E mail
	Office	FAX	
Odisha University of Agriculture & Technology, At- Siripur, Bhubaneswar- 751003	0674- 2397970/ 2397818/ 2397719	0674- 2397970	<a href="mailto:registrarouat@gmail.com">registrarouat@gmail.com</a>

#### 1.3. Name of the Senior Scientist & Head with phone & mobile No.

Name	Telephone / Contact		
	Residence	Mobile	Email
Dr. Deepak Kumar Mohanty		7978953120, 9437237790	<a href="mailto:dkmohanty@ouat.ac.in">dkmohanty@ouat.ac.in</a>

#### 1.4. Year of sanction of KVK: **April 2012**

1.5. Staff Position (as on 1<sup>st</sup> January, 2026)

Sl. No.	Sanctioned post	Name of the incumbent	Designation	Discipline	Pay Scale with present basic	Date of joining	Permanent/Temporary	Category (SC/ST/OBC/ Others)
1	Senior Scientist & Head	Dr. Deepak Kumar Mohanty.	Senior Scientist & Head	Agriculture Engineering	79,800-2,11,500 AGP-.8000/- (98,200)	16.05.2018	Temporary	Gen
2	Scientist	Mrs. Bidyutlata Mallick	Scientist (Home Science)	Home Science	57,700-1,82,400 AGP-.6000/- (89,800)	28.10.2009	Temporary	ST
3	Subject Matter Specialist	Debasis Jaypuria	S.M.S. (Agriculture Extension)	Agriculture Extension	56,100-1,77,500 AGP-.5400/- (69,000)	20.07.2018	Temporary	SC
4	Subject Matter Specialist	Dr. Surajyoti Pradhan	S.M.S. (Agronomy)	Agronomy	56,100-1,77,500 AGP-.5400/- (69,000)	06.07.2023	Temporary	Gen
5	Subject Matter Specialist	Vacant	-	-	-	-	-	-
6	Subject Matter Specialist	Vacant	-	-	-	-	-	-
7	Subject Matter Specialist							
8	Programme Assistant	Satya Niranjana Mishra	Prog. Asst. (Horticulture)	Horticulture	35,400-1,12,400 AGP-.4200/- (52,000)	30.07.2012	Temporary	Gen
9	Computer Programmer	Sk. Samsul Hoda	Prog. Asst. (Computer)	Computer Sc.	35,400-1,12,400 AGP-.4200/- (64,100)	30.01.2006	Temporary	Gen
10	Farm Manager	Debashis Panda	Farm Manager	Plant Protection	35,400-1,12,400 AGP-.4200/- (47,600)	03.02.2015	Temporary	Gen
11	Accountant / Superintendent	Vacant	-	-	-	-	-	-
12	Stenographer	Sadananda Mohanta	Jr. Steno-cum-Comp. Operator		25,500-81,100 AGP-2400/- (44,800)	16.10.2006	Temporary	OBC
13.	Driver	Sanjay Kumar Das	Driver-cum-Mechanic		21,700-69,100 AGP-2000/- (30,200)	23.07.2008	Temporary	Gen
14.	Driver	Sansaya kumar Nayak	Driver-cum-Mechanic		21,700-69,100 AGP-2000/- (30,200)		Temporary	Gen
15.	Supporting staff	Laxman Nayak	Group-D		4750-14680 AGP-1700/- (22,900)	01.01.2015	Temporary	ST
16.	Supporting staff	-	-	-	-	-	-	-

## 1.6. Total land with KVK (in ha)

S. No.	Item	Area (ha)
1.	Under Buildings	1.4
2.	Under Demonstration Units	0.7
3.	Under Crops	5.0
4.	Orchard/Agro-forestry	1.2
5.	Others with details (IFS)	0.2
6.	Wasteland	7.7
7.	WHS	1.9
8.	Waterlog & drainage-	0.6
	<b>Total</b>	<b>18.72</b>

Total area should be matched with breakup

## 1.7. Infrastructure Development:

## A) Buildings and others

S. No.	Name of infrastructure	Not yet started	Completed up to plinth level	Completed up to lintel level	Completed up to roof level	Totally completed	Plinth area (sq.m)	Under use or not*	Source of funding
1.	Administrative Building	-	-	-	-	Yes		Yes	ICAR
2.	Farmers Hostel	-	-	-	-	-	-	-	-
3.	Staff Quarters (6)	-	-	-	-	-	-	-	-
4.	Piggery unit	-	-	-	-	-	-	-	-
5.	Fencing (Boundary Wall)	-	-	-	-	Yes	-	Yes	RKVY
6.	Rainwater harvesting structure	-	-	-	-	-	-	-	-
7.	Threshing floor	-	-	-	-	-	-	-	-
8.	Farm go down	-	-	-	-	-	-	-	-
9.	Dairy unit	-	-	-	-	-	-	-	-
10.	Poultry unit	-	-	Yes	-	-	-	-	OMBDC
11.	Goatery unit	-	-	-	-	-	-	-	-
12.	Mushroom Lab	-	-	Yes	-	-	-	-	OMBDC
13.	Mushroom production unit	-	-	-	Yes	-	-	-	OMBDC
14.	Shade house	-	-	-	-	Yes	-	-	OMBDC

15.	Soil test Lab	-	-	-	-	-	-	-	-
16	IFS Unit	-	-	-	-	Yes	-	-	ICAR
17.	Biofloc Unit	-	-	-	-	Yes	-	-	DMF
18.	Natural Farming Unit	-	-	-	-	Yes	-	-	ICAR
19	Poly House	-	-	-	-	Yes	-	-	OMBDC
20	Farm Machinery Hub	-	-	-	Yes	-	-	-	OMBDC
21	Roof top Solar panel	-	-	-	-	Yes	-	-	OMBDC

\* If not in use then since when and reason for non-use

#### B) Vehicles

Type of vehicle	Year of purchase	Cost (Rs.)	Total km. Run	Present status
Bolero	2022	9,00,000	30444	Good

#### C) Equipment & AV aids

Name of equipment	Year of purchase	Cost (Rs.)	Present status	Source of fund
<b>AV Aids</b>				
LCD Projector	2017-18	40,500	Working Condition	ICAR
LCD Projector	2016-17	43848	Working Condition	ICAR
Digital Camera	2016-17	13,750	Working Condition	ICAR
Digital Camera	2017-18	14,975	Working Condition	ICAR
Video Camera	2017-18		Working Condition	ICAR
Desktop	2021-22	49,145	Working Condition	ICAR
Laser Printer	2021-22	13,000	Working Condition	ICAR
Air Conditioner	2021-22	37,980	Working Condition	ICAR
Portable Tower Cooler (Symphony)-2 nos.	2021-22	37,969	Working Condition	ICAR
Desktop	2022-23	47,935	Working Condition	ICAR
<b>Furniture</b>				
Bookcase – 3 nos.	2022-23	38,232	Working Condition	ICAR
Almirah – 2 nos.	2023-24	22,420	Working Condition	ICAR
Center Table – 2 nos.	2023-24	11,000	Working Condition	ICAR
Computer Table – 2 nos.	2023-24	10,400	Working Condition	ICAR
Plastic Chair – 50 nos.	2023-24	37,500	Working Condition	ICAR

Revolving Chair	2023-24	16,600	Working Condition	ICAR
Steel Almirah-1nos.	2024-25	26,990	Working Condition	OMBADC
Conference Table-1nos.	2024-25	2,60,518	Working Condition	OMBADC
Chair-24 nos.	2024-25	2,53,487	Working Condition	OMBADC
Conference high back revolving Chair-1nos.	2024-25	22,300	Working Condition	OMBADC
Cabinet & Cupboard	2024-25	30,510	Working Condition	OMBADC

**D) Farm implements**

Name of equipment	Year of purchase	Cost (Rs.)	Present status	Source of fund
Tractor	2016	5,29,845	Good	ICAR
Power tiller	2016	1,55,500	Good	ICAR
Paddy transplanter	2016	1,92,000	Good	ICAR
Rotavator	2016	96,900	Good	ICAR
Brush cutter	2017	12,780	Good	ICAR
Tractor drawn leveller	2017	14,800	Good	ICAR
Diesel pump set (1.5 HP)	2017	14,600	Good	ICAR
Mini Tractor	2024	4,78,276	Good	OMBADC
Hydraulic Trolley	2024	1,26,000	Good	OMBADC
Cultivator	2024	22,321	Good	OMBADC
Rotavator	2024	1,05,000	Good	OMBADC
Case Wheel (Mini tractor)	2024	17,000	Good	OMBADC
VST Shakti Power tiller	2025	1,96,875	Good	OMBADC
VST Shakti Reaper	2025	1,29,464	Good	OMBADC
Kubota Transplanter	2025	2,46,071	Good	OMBADC
Laser Land Leveller	2025	4,28,571	Good	OMBADC

**1.8. Details of SAC meeting conducted in the year**

Sl.No.	Date	Number of Participants	Salient Recommendations	Action taken	If not conducted, state reason
1	20.02.2026	35	Depicted below	Depicted below	-

### **Proceeding of the 15<sup>th</sup> Scientific Advisory Committee meeting of KVK, Mayurbhanj-II, Jashipur**

The 15<sup>th</sup> Scientific Advisory Committee meeting of KVK, Mayurbhanj-II, Jashipur was conducted on 20<sup>th</sup> February, 2026 at Krishi Vigyan Kendra, Mayurbhanj-II, Jashipur on hybrid mode under the Chairmanship of. Dr. S.N. Mishra, Professor and Head, Department of Agricultural Economics, OUAT, Bhubaneswar and Dr. Sanat Dwivedi, Dy. Director (Distance Education), DEE, OUAT, Bhubaneswar joined the meeting physically and Dr. K.C. Das, Principal Scientist, ATARI, Kolkata joined the meeting online. The list of participants is annexed.

At the outset Dr. Deepak Kumar Mohanty, Senior Scientist and Head, KVK, Mayurbhanj-II welcomed all the guests present physically as well as virtually in the meeting. Then, . Dr. S.N. Mishra, Professor and Head, Department of Agricultural Economics, OUAT, Bhubaneswar had briefed the objective of the Scientific Advisory Committee meeting along with the mandates of KVK and stressed on collaboration with line departments.

In the opening remarks of Dr. Sanat Dwivedi, Dy. Director (Distance Education), DEE, OUAT, Bhubaneswar had highlighted the importance of the SAC meeting and a robust action plan needs to be developed by KVK by taking consideration into a farmers' problem centric suggestions from the house. Dr. K.C. Das, Principal Scientist, ATARI, Kolkata in his introductory address, emphasizes the efforts of KVK, Mayurbhanj-II on mushroom cultivation and its value addition at Pahadpur village, which will be instrumental in achieving the said village as model mushroom village. He also appreciated the works of KVK Mayurbhanj-II on Scientific Bee Keeping and Honey cultivation in Ramsahi village of Jashipur block.

#### **Agenda-1: Approval of the proceedings of last SAC meeting**

The proceeding of the last SAC meeting was presented by Senior Scientist and Head, KVK, Mayurbhanj-II. As there were no modifications & objections reported by any members, the Chairman took the consent of all members and approved the proceedings.

#### **Agenda-2: Action taken on the proceedings of the last SAC meeting**

The Sr. Scientist & Head presented the action taken report on the recommendation of last SAC meeting held on 04/03/2025 as mentioned below.

Sl.No.	Recommendation	Action Taken
1.	Scale up beekeeping in one village under TSP to strengthen honey production and tribal livelihood, and promote natural farming in one village to improve soil health	<ul style="list-style-type: none"> <li>Village Ramasahi of Jashipur block has been selected for scaled up of Bee keeping.</li> <li>40 nos. of bee box and equipment distributed through demonstration to the 40 tribal farmers through AICRP on Honey bee, OUAT &amp; KVK during</li> </ul>

		<p>2024-25 and 2025-26.</p> <ul style="list-style-type: none"> <li>• One FLD on “Comb honey production technology in Asian bee” has been conducted by involving 5 nos. of honey farmers of this village by KVK.</li> <li>• One 2 days RY training &amp; one 5 days skill development training on honey bee under OMBADC has been conducted by involving 10 nos. from this village out of total 35 farmers attended the training at KVK (26<sup>th</sup> to 27<sup>th</sup> Nov. 2025 and 18<sup>th</sup> to 22<sup>nd</sup> August, 2025).</li> <li>• One F&amp; FW training has been conducted at village Ramasahi for 30 nos. of farmers and farm women for one day dt. 07.11.2025.</li> <li>• Conducted <b>one F&amp; FW</b> training programme involving <b>30 nos.</b> beneficiary in Ramasahi village on dt 17.10.2025 for promotion of natural farming.</li> <li>• Conducted <b>one RY training</b> programme on natural farming for sustainable agriculture at KVK, Campus involving the <b>6 nos.</b> from Ramasahi village out of 20 nos. of rural youth trained for <b>2 days</b> i.e from 19.11.25 dt 20.11.25.</li> <li>• <b>One OFT</b> also been taken up on natural farming involving <b>5 nos. of farmers</b> from the said village Ramasahi in Rabi 2025-26 by the use of Bijamrut, Jeevamrut &amp; Handikhata in vegetable crop.</li> </ul>
2.	Encourage demonstrations on wilt resistant & fruit and shoot borer resistant varieties of brinjal and tomato	<ul style="list-style-type: none"> <li>• Conducted 2 nos. of training programme on Management of wilt complex in brinjal under Plant protection discipline and Packages &amp; practices of tomato cultivation under horticulture discipline comprising 60 nos. of farmers &amp; farm women at Kadadiha and Jhumkakudar village of Jashipur &amp; Karanjia block respectively on 01.09.2025 &amp; 27.11.2025.</li> <li>• Conducted one FLD on “HYV tomato variety Kalinga Tomato 121” (wilt tolerant) in 4 villages i.e. Askipal, Tillusahi, Sialinai and Ulideeh from 3 blocks by involving 10 nos. of farmers in an area of 0.4 ha during Rabi, 2025-26.</li> </ul>
3.	Organize capacity building programme on climate resilient practices, with special emphasis on DSR technology	<ul style="list-style-type: none"> <li>• One training program has been conducted on topic entitled “Contingent crop planning for practices for untimely rainfall and drought” comprising 30 farmers at Begunia village on 08.08.2025 and one training program on “Mechanized DSR and its packages &amp; practices” conducted comprising 30</li> </ul>

		<p>farmers at Jamda on 18.07.2025.</p> <ul style="list-style-type: none"> <li>• Covered around 100 acres mechanized DSR in collaboration with DF&amp;A, Govt. of Odisha in Jashipur, Sukruli and Jamda block as Technological facilitator.</li> </ul>
4.	Implement a demonstration on total mechanization in a selected crop to assess its suitability and profitability	<ul style="list-style-type: none"> <li>• Crop Maize has been selected for total mechanization.</li> <li>• A FLD on tractor drawn seed cum fertilizer drill for sowing of maize has been conducted by involving 10 farmers at 4 villages by covering an area of 2 ha. Villages covered are Dumar, Begunia, Kasipal &amp; Askipal. 75% reduction in sowing cost has been observed against manual sowing.</li> <li>• An OFT on Assessment of power weeder cum ridger for intercultural operations in maize has been conducted at 07 locations by involving 7 farmers during Kharif, 2025 in an area of 1 ha. 48.2% higher yield has been achieved by using this weeder.</li> </ul>
5.	Demonstrate stress tolerant horticultural practices for enhanced resilience	<ul style="list-style-type: none"> <li>• Conducted a F &amp; FW training programme on “Vegetable cultivation in poly mulching” at Kadadiha village comprising 30 farmers &amp; farm women dt. 24.07.25</li> <li>• Demonstrated Vegetable cultivation with poly mulching at village Askipal &amp; Tilusahi in collaboration with Hort. Department in an area of 1 ha.</li> <li>• Mango plantation done with paddy straw mulching and drip irrigation at KVK campus for visiting farmers in an area of 0.8 ha</li> <li>• Demonstrated poly mulching in strawberry in Askipal, Kalanda &amp; Dhalabani village in an area of 1 ha in collaboration with Horticulture department</li> </ul>
6.	Conduct trial/ demonstrations to identify suitable scented rice varieties for Mayurbhanj District	One FLD has been taken up on “Demonstration on indigenous aromatic rice variety Kalikati” in Tilusahi, Block: Raruan, Kaptira & Sannai, Block: Jashipur involving 10 farmers in 1 ha area during kharif 2025.
7.	Introduce improved HYVs of millets to strengthen millet production	One OFT has been conducted on diversification of millets in: Tilusahi, Block: Raruan, Begunia Block: Jashipur involving HYVs of different millets in 07 locations by involving 07 farmers in 1 ha area.

8.	Provide advanced training on “value addition of millets”, especially non- finger millets, with due focus on quality, labelling, branding and marketing	<ul style="list-style-type: none"> <li>• One training programme on “Preparation of millet bar by using different types of millets” and one RY training on “Entrepreneurship development through value added products from different millets” has been conducted by involving 30 farm women and 15 RY at village Sananai and KVK campus on 13.10.2025 &amp; 04.02.26 to 06.02.2026 respectively.</li> <li>• One 5 days skill development training programme on “value addition of millets has been conducted under CBSAE development project funded by OMBADC, Govt. of Odisha comprising 20 millet growers from 09.02.26 to 13.02.26.</li> <li>• One FLD programme on “Demonstration on preparation of millet bars for higher income” has been conducted at village Sananai, Kadadiha &amp; Kaptira by involving 10 farm women.</li> </ul>
9.	Conduct demonstrations and skill training on oyster mushroom value addition in collaboration with line departments and NGOs, ensuring proper labelling and branding	<ul style="list-style-type: none"> <li>• One training programme on “Preparation of value-added products from oyster mushroom and its preservation” has been conducted at village Teleigunthu on 28.11.2025 comprising 30 farm women from 5 WSHGs in collaboration with SLS trust.</li> <li>• One 5 days skill development training programme on “Oyster mushroom cultivation &amp; its value addition” has been conducted under CBSAE development project funded by Govt. of Odisha comprising 20 millet growers from 09.02.26 to 13.02.26.</li> </ul>
10	Undertake demonstration on maize, given its large area coverage in the district.	<p>One OFT &amp; two demonstration programs on maize has been taken up during this year</p> <ol style="list-style-type: none"> <li>1.OFT on Assessment of power weeder cum ridger for inter-cultural operations in maize in one ha.</li> <li>2.One FLD on Use of seed cum fertilizer drill for sowing of maize in 2 ha area comprising 10 farmers at Jamda, Kusumi and Jashipur block.</li> </ol> <ul style="list-style-type: none"> <li>• One demonstration program on ‘high yielding maize variety Kalinga Raj (OMH 14-27) with recommended package and practice’ has been taken up in 3 ha area involving 20 ST beneficiary of Begonia &amp; Pahadpur village of Jashipur and Kusumi Block respectively under Tribal sub plan.</li> </ul>
11.	Strengthen market led extension and capacity building of FPOs	<ul style="list-style-type: none"> <li>• Three capacity development training on Millet cultivation &amp; its value addition, Commercial oyster mushroom cultivation and tropical mushroom and its value addition has been conducted under CBSAE development</li> </ul>

		<p>project to 60 members of 8 FPOs</p> <ul style="list-style-type: none"> <li>• 15 members of 8 FPOs went for exposure visit to Baldevjew women FPO of Dhenkanal to understand the market strategy under the project Centre of excellence for FPOs, OUAT.</li> <li>• Two training programme comprising 50 members of 10 FPOs also conducted with line departments to explore the scope on different commodities to strengthen the function of FPOs under the project Centre of excellence for FPOs, OUAT.</li> </ul>
--	--	--

### **Agenda-3: Achievement made by the KVK**

KVK has conducted 52 nos. of training programme for farmers and farm women (F&FW) in the thematic area of farm mechanization, value addition, micro-irrigation, income generation, integrated nutrient management, drudgery reduction, integrated pest management, off-season vegetable cultivation, contingent crop planning etc. KVK also conducted 13 nos. of training programme for Rural Youth (RY) on entrepreneurship development on non-land-based enterprise, nursery raising technique of vegetables, value addition, farm mechanization etc. For the extension personnel (IS), 7 nos. of in-service training programme were conducted during this period. Moreover 25 capacity building training programmes has been conducted for skill development on entrepreneurial mode under CBSAE development Project.

KVK has conducted 9 nos. of OFTs and 17 nos. of FLDs along with 7 nos. of broad-based demonstrations for tribal people on hybrid maize variety Kalinga Raj, mushroom cultivation, backyard poultry, Scientific bee keeping for honey production, IDM in Rice, Asset creation on farm tools & implements and gynodioecious papaya cultivation exclusively under TSP programme comprising 1032 no of tribal farmers and farm women.

The extension Activities like celebration of Mahila Kisan Divas, World Food Day, International Women's Day, World Soil Health Day, Akshaya Trutiya, Animal Health Camp, Swachha Bharat programme, SHGs meet, Awareness programme on Natural Farming, Bee keeping etc. were organized inside the KVK campus and adopted villages. In addition to these 92 quintals of paddy foundation seed variety- Pratikshya (unprocessed), 1,00,000 nos. of seedlings in its nursery and 2000 nos. of poultry chicks in its brooding unit has been supplied to farmers & agripreneurs under TSP and revolving fund activities.

### **Agenda-4: Action plan for 2025-26**

The Senior Scientist and Head elaborately presented the proposed action plan of the KVK for the year 2025-26 which includes 7 nos. of OFT, 18 nos. of FLD, 8 nos. of broad-based demonstration programme exclusively for tribal people under TSP, 52 nos. of training programme for farmers

and farm women, 16 nos. of training programme for rural youths and 10 nos. of training programme for extension functionaries. The suggestions & modifications were recorded for inclusion in future programme.

**Agenda-5: Recommendation**

All the action points suggested by the Hon'ble members of SAC were discussed at length and following recommendations were emerged out.

1. Demonstration on sucking pest in chilli should be done as suggested by line department.
2. Demonstration programme on application of micronutrient in vegetables should be encouraged for better yield and training programme must be conducted on seasonal calendar activity of vegetables.
3. Capacity building training programme on drip irrigation should be encouraged among farmers of the district for more adaptability. One demonstration should be taken in farmers field to optimize the use of water in agriculture.
4. One demonstration should be taken on BIOCHAR.
5. Demonstration on Sun hemp must be encouraged in district.
6. Conducting Animal health camp in collaboration with line department specially on Deworming of goat and mineral mixture in dairy farming.
7. Demonstration on tractor drawn MB Plough should be popularized and a training programme should be conducted in order to show the impact of MB plough over excessive use of Rotavator.
8. Improved and advanced training on “value addition of milk” as suggested by line department for better income.
9. Demonstration and skill training on “value addition of tomato” in collaboration with horticulture department and NGOs may be conducted overcoming distress sale of tomato.
10. Demonstration and capacity building programme on value addition of Linseed should be taken up for increasing socio economic status of farmer..
11. Demonstration of Tuduka breed of duck comparing with khaki campbell.
12. Prepare two success story on Mushroom cultivation and Scientific Bee keeping of Pahadpur and Ramsahi village respectively.
13. A Bio-intensive insect pest management in rice should be taken up in medium and low land of the district.
14. One demonstration must be taken in order to increase the head size of cabbage for sustainable yield increasing farmers income.

## 2.a. District level data on agriculture, livestock and farming situation (2024-25)

Sl. no.	Item	Information																								
1	Major Farming system/enterprise	<ul style="list-style-type: none"> <li>• Paddy-fallow, Maize-fallow. Pigeon pea-fallow, Black gram-fallow</li> <li>• Paddy – Green gram, Animal Husbandry</li> <li>• Paddy + Animal Husbandry,</li> <li>• Paddy -Vegetable, Paddy - Chick pea, Vegetable-vegetable</li> </ul>																								
2	Agro-climatic Zone	North Central Plateau																								
3	Agro ecological situation	AES-I, AES-II, AES-IV																								
4	Soil type	Sandy loam, Red lateritic, Silty loam, Red & Yellow, Mixed Red & Black																								
5	Productivity of major 2-3 crops under cereals, pulses, oilseeds, vegetables, fruits and others	<table border="1"> <thead> <tr> <th><u>Name of the Crop</u></th> <th><u>Area (ha)</u></th> <th><u>Yield (q/ha)</u></th> </tr> </thead> <tbody> <tr> <td colspan="3"><b><u>Kharif</u></b></td> </tr> <tr> <td>Paddy</td> <td>3,25,299</td> <td>31.66</td> </tr> <tr> <td>Maize</td> <td>6,985</td> <td>38.14</td> </tr> <tr> <td>Arhar</td> <td>8,947</td> <td>8.12</td> </tr> <tr> <td colspan="3"><b><u>Rabi</u></b></td> </tr> <tr> <td>Chickpea</td> <td>7,994</td> <td>7.66</td> </tr> <tr> <td>Ground nut</td> <td>10,998</td> <td>13.45</td> </tr> </tbody> </table>	<u>Name of the Crop</u>	<u>Area (ha)</u>	<u>Yield (q/ha)</u>	<b><u>Kharif</u></b>			Paddy	3,25,299	31.66	Maize	6,985	38.14	Arhar	8,947	8.12	<b><u>Rabi</u></b>			Chickpea	7,994	7.66	Ground nut	10,998	13.45
		<u>Name of the Crop</u>	<u>Area (ha)</u>	<u>Yield (q/ha)</u>																						
		<b><u>Kharif</u></b>																								
		Paddy	3,25,299	31.66																						
		Maize	6,985	38.14																						
		Arhar	8,947	8.12																						
		<b><u>Rabi</u></b>																								
Chickpea	7,994	7.66																								
Ground nut	10,998	13.45																								
6	Mean yearly temperature, rainfall, humidity of the district	44.2(Max), 3.4(Min), 1644.2 mm in 75 rainy day																								
7	Production of major livestock products like milk, egg, meat etc.	<table border="1"> <thead> <tr> <th><u>Name of commodity</u></th> <th><u>Area (ha) / No.</u></th> <th><u>Total Production</u></th> </tr> </thead> <tbody> <tr> <td>Dairy</td> <td>9,57,149 nos</td> <td>Milk-12.97 m lit</td> </tr> <tr> <td>Poultry</td> <td>26,71,290 nos</td> <td>Egg-104.62 m</td> </tr> <tr> <td>Goatery</td> <td>6,97,785 nos</td> <td></td> </tr> <tr> <td>Pisciculture</td> <td>Ponds- 27894 nos Water spread area- 15347 ha</td> <td>Productivity- 1.24 q/ha</td> </tr> </tbody> </table>	<u>Name of commodity</u>	<u>Area (ha) / No.</u>	<u>Total Production</u>	Dairy	9,57,149 nos	Milk-12.97 m lit	Poultry	26,71,290 nos	Egg-104.62 m	Goatery	6,97,785 nos		Pisciculture	Ponds- 27894 nos Water spread area- 15347 ha	Productivity- 1.24 q/ha									
		<u>Name of commodity</u>	<u>Area (ha) / No.</u>	<u>Total Production</u>																						
		Dairy	9,57,149 nos	Milk-12.97 m lit																						
		Poultry	26,71,290 nos	Egg-104.62 m																						
		Goatery	6,97,785 nos																							
Pisciculture	Ponds- 27894 nos Water spread area- 15347 ha	Productivity- 1.24 q/ha																								

Note: Please give recent data only

## 2.b. Details of operational area / villages (2025-26)

Name of village	Block	Geog. Area	Cultivable Area	Cultivated Area	Paddy Area			Area under Irrigation
					High	Med	Low	
Begunia (Smart village)	Jashipur	331 ha.	187.58 ha.	168.20 ha.	40 ha.	114.3 ha.	13.9 ha.	35.6 ha.
Pahadpur	Kusumi	335 ha.	116.2 ha.	87.3 ha.	57.3 ha.	17 ha.	13 ha.	15.6 ha.
Tilusahi	Raruan	302 ha.	124.3 ha.	114 ha.	28 ha.	64.2 ha.	21.8 ha.	20.3 ha.
Kadadiha	Jashipur	342 ha.	251.73 ha.	211 ha.	24 ha.	122.4 ha.	64.6 ha.	26.4 ha.
Jhatiali	Karanjia	96 ha.	72 ha.	61.3 ha.	14.1 ha.	34.2 ha.	13 ha.	35.1 ha.
Askipal	Sukruli	350ha	240ha	198.75ha	39.8ha	68.9ha	79.5ha	79.8ha

## 2. c. Details of village adoption programme:

Name of the villages adopted by SS&amp;H and SMS (2025-26) for its development and action plan

Name of village	Block	Action taken for development
Tilusahi	Raruan	• Bench mark survey, Group meeting, FLD, OFT, Training programme, Awareness programme
Pahadpur	Kusumi	• Bench mark survey, Group meeting, FLD, OFT, Training programme, Awareness programme
Kadadhia	Jashipur	• Bench mark survey, Group meeting, FLD, OFT, Training programme, Awareness programme
Jhatiali	Karanjia	• Bench mark survey, Group meeting, FLD, OFT, Training programme, Awareness programme
Askipal	Sukruli	• Bench mark survey, Group meeting, FLD, OFT, Training programme, Awareness programme

**3. TECHNICAL ACHIEVEMENTS**

## 3.A. Details of target and achievement of mandatory activities by KVK during the year

OFT												FLD											
No. of technologies tested:												No. of technologies demonstrated:											
Number of OFTs		Number of farmers										Number of FLDs		Number of farmers									
Target	Achievement	Target	Achievement									Target	Achievement	Target	Achievement								
			SC		ST		Others		Total						SC		ST		Others		Total		
			M	F	M	F	M	F	M	F	T				M	F	M	F	M	F	M	F	T
8	8	222	19	9	78	72	23	21	120	102	222	23	23	579	45	46	59	271	42	50	194	385	579

Training											Extension activities												
Number of Courses		Number of Participants									Number of activities		Number of participants										
Target	Achievement	Target	Achievement									Target	Achievement	Target	Achievement								
			SC		ST		Others		Total						SC		ST		Others		Total		
			M	F	M	F	M	F	M	F	T			M	F	M	F	M	F	M	F	T	
70	70	1867	219	178	370	574	186	280	775	1032	1867	616	616	258875	25890	19636	85623	95612	15567	16547	127080	131795	256599

Impact of capacity building											Impact of Extension activities										
Number of Participants trained		Number of Trainees got employment (self/ wage/ entrepreneur/ engaged as skilled manpower)									Number of Participants attended		Number of participants got employment (self/ wage/ entrepreneur/ engaged as skilled manpower)								
Target	Achievement	SC		ST		Others		Total			Target	Achievement	SC		ST		Others		Total		
		M	F	M	F	M	F	M	F	T			M	F	M	F	M	F	M	F	M
5	5	0	4	30	45	36	35	66	84	150	210	225	37	21	63	57	39	8	139	86	225

Seed production (q)						Planting material (in Lakh)					
Target			Achievement			Target			Achievement		
90			91.6			100000			92854		

Livestock strains and fish fingerlings produced (in lakh)*				Soil, water, plant, manures samples tested (in lakh)			
Target		Achievement		Target		Achievement	
2000 Chicks		1150 Chicks		110		125	

\* Give no. only in case of fish fingerlings

Publication by KVKs							
Item	Number	No. circulated	No. of Research papers in NAAS rated Journals	Highest NAAS rating of any publication	Average NAAS rating of the publications	Details of awarded publication, if any	Details of Award given to the publication
Research paper							
Seminar/conference/ symposia papers							
Books							
Bulletins	4	Mass					

News letter	1	500					
Popular Articles	9	Mass					
Book Chapter							
Extension Pamphlets/ literature	4	2000					
Technical reports							
Electronic Publication (CD/DVD etc)	2	Mass					
TOTAL	20	2500					

### 3.1 Achievements on technologies assessed and refined

#### OFT-1

1.	Title of on farm Trial	Assessment of medium duration rice varieties under rainfed condition
2.	Problem diagnosed	Low yield in medium land due cultivation of old varieties
3.	Details of technologies selected for assessment/refinement (Mention either Assessed or Refined)	TO1: Kalinga Dhan 1203  TO2-Kalinga Dhan 1204  TO3: Kalinga Dhan 1205
4.	Source of Technology (ICAR/ AICRP/SAU/other, please specify)	OUAT, 2022
5.	Production system and thematic area	Rainfed medium land kharif, varietal evaluation
6.	Performance of the Technology with performance indicators	Kalinga Dhan 1205 Performed better than Kalinga Dhan 1203, 1204 with a yield of 43.8 q/ha.
7.	Final recommendation for micro level situation	Kalinga Dhan 1205 Performed better than Kalinga Dhan 1203, 1204 and Practiced variety (Lalat) with higher number of EBT and more profit. The duration of the all the three variety was 5-8 days more than the expected.
8.	Constraints identified and feedback for research	Kalinga Dhan 1203 has non synchronous maturity. All the Series of Kalinga Dhan have longer duration than actually claimed i.e. one week more than actual
9.	Process of farmers participation and their reaction	Farmers have actively participated and were happy with the technology provided to them

*Thematic area:*





Problem definition: Opportunity for diversification of other millets in the district for higher return

Technology assessed: TO1: Kalinga Dhan 1203, TO2-Kalinga Dhan 1204, TO3: Kalinga Dhan 1205

Table:

Technology option	No. of trials	Duration (Days)	No. of EBT/m <sup>2</sup>	No of filled grains/panicle	Test weight (gm)	Yield (q/ha)	Profit (Rs)	B:C
FP (Lalata)	7	126	231	97	20.1	36.3	26500	1.58
TO <sub>1</sub> (Kalinga Dhan 1203)	7	128	268	106	19.8	42.7	40200	1.79
TO <sub>2</sub> _(Kalinga Dhan 1204)	7	136	281	113	20.3	43.5	43150	1.86
TO <sub>3</sub> _(Kalinga Dhan 1205)	7	136	284	116	20.1	43.8	44100	1.91
CD (0.05)	7		7.64	3.16	NS	0.36	817	0.09

			
TO <sub>1</sub> (Kalinga Dhan 1203)	TO <sub>3</sub> _(Kalinga Dhan 1205)	TO <sub>2</sub> _(Kalinga Dhan 1204)	FP (Lalata)

## OFT-2

1.	Title of on farm Trial	Assessment of non-ragi millet crops for diversification of millet production system
2.	Problem diagnosed	Opportunity for diversification of millet production system for uplands
3.	Details of technologies selected for assessment/refinement (Mention either Assessed or Refined)	TO1 :Little millet TO2 :Pearl millet TO3 :Foxtail millet TO4 :Sorghum
4.	Source of Technology (ICAR/ AICRP/SAU/other, please specify)	IIMR, 2023
5.	Production system and thematic area	Rainfed upland kharif, diversification of finger millet-based cropping system
6.	Performance of the Technology with performance indicators	81.3 q/ha yield of sorghum (Ragi equivalent yield)
7.	Final recommendation for micro level situation	Crop diversification with sorghum increases grain yield and net return of farmers
8.	Constraints identified and feedback for research	High yielding varieties of other millets apart from finger millet is not available sufficiently
9.	Process of farmers participation and their reaction	Farmers have actively participated and were happy with the technology provided to them

*Thematic area:*

Problem definition: Low yield in medium land due cultivation of old varieties

Technology assessed: TO1 :Little millet  
TO2 :Pearl millet  
TO3 :Foxtail millet  
TO4 :Sorghum

Technology option	No. of trials	Plant height (cm)	Grain yield (q/ha)	Ragi equivalent yield (q/ha)	Net return
FP	7	85.1	11.2	11.2	19548
TO1	7	94.3	11.6	41.8	19901
TO2	7	175.5	22.4	52.2	23302
TO3	7	89.1	8.9	32.2	13512
TO4	7	198.3	26.2	81.3	41820
CD (0.05)	-	6.18	1.0	5.1	-



### OFT-3

1.	Title of on farm Trial	<b>Assessment of power weeder cum ridger for intercultural operation in maize</b>
2.	Problem diagnosed	Low yield of maize due to lack of intercultural operation and ridging
3.	Details of technologies selected for <b>assessment/refinement</b> (Mention either Assessed or Refined)	TO1 :Intercultural operation by power weeder TO2 :Intercultural operation &ridging by power weeder cum ridger
4.	Source of Technology (ICAR/ AICRP/SAU/other, please specify)	ICAR-IIMR, 2020
5.	Production system and thematic area	Rainfed upland

6.	Performance of the Technology with performance indicators	Both TO1 and TO2 gave significantly higher yield than Farmer's practice
7.	Final recommendation for micro level situation	Realised the importance of weeding and ridging and use of power weeder in maize in terms of yield and net profit
8.	Constraints identified and feedback for research	Nil
9.	Process of farmers participation and their reaction	Very much satisfied by observing the higher yield

### Thematic area:

Problem definition: Low yield of maize due to lack of intercultural operation and ridging

Technology assessed: TO1 :Intercultural operation by power weeder  
TO2 :Intercultural operation & ridging by power weeder cum ridger

Results	Grain yield (q/ha)	Net return	B:C ratio
FP	37.2	34500	1.86
TO1	46.6	50879	2.20
TO2	49.1	55000	2.27
CD (0.05)	<b>3.418</b>	-	-
SeM	<b>1.127</b>		



## OFT-4

1.	Title of on farm Trial	<b>Assessment of irrigation scheduling in growth and yield of Mustard</b>
2.	Problem diagnosed	Low yield due to improper and irregular irrigation
3.	Details of technologies selected for assessment/refinement (Mention either Assessed or Refined)	TO1 :One Irrigation at Rosette stage TO2 :One Irrigation at Pod formation TO3 :Two Irrigations (1st at Rosette + 2nd at Pod Formation)
4.	Source of Technology (ICAR/ AICRP/SAU/other, please specify)	CSAUAT,2022
5.	Production system and thematic area	Irrigated medium land
6.	Performance of the Technology with performance indicators	TO3 gave significantly higher yield than all the technological options and farmer's practice
7.	Final recommendation for micro level situation	Two irrigation at critical stages in mustard cultivation increases yield
8.	Constraints identified and feedback for research	Sowing window too late after paddy cultivation created problems on aphid infestation
9.	Process of farmers participation and their reaction	Know about proper timing of irrigation, highly satisfied and encouraged with the yield in TO3

*Thematic area:*

Problem definition: Low yield due to improper and irregular irrigation

Technology assessed: TO1 : One Irrigation at Rosette stage  
TO2 : One Irrigation at Pod formation  
TO3 :Two Irrigations (1st at Rosette + 2nd at Pod Formation)

Results	Grain yield (q/ha)	Net return	B:C ratio
FP	5.4	9000	1.38
TO1	6.7	15700	1.64
TO2	6.3	13100	1.53
TO3	8.2	23400	1.90
<b>CD (0.05)</b>	<b>1.046</b>	-	-
<b>SeM</b>	<b>0.345</b>	-	-



**Irrigation scheduling in growth and yield of Mustard**

### OFT-5

1.	Title of on farm Trial	Assessment of different duck breeds for better production in the district.
2.	Problem diagnosed	Duck breeds reared are traditional and poorly remunerative.
3.	Details of technologies selected for assessment/refinement (Mention either Assessed or Refined)	TO1: Khaki Campbell TO2:DK (Desi X Khaki Campbell)
4.	Source of Technology (ICAR/ AICRP/SAU/other, please specify)	CARI,2017-18
5.	Production system and thematic area	Evaluation of breed
6.	Performance of the Technology with performance indicators	DK duck breed performance is better than Khaki campbell in terms of egg laying and body weight
7.	Final recommendation for micro level situation	DK duck breed performed well with average body weight of 1.85 kg/40 week and lays an average of 172nos. of egg/year
8.	Constraints identified and feedback for research	DK duck breed of performs well for meat and egg production with low mortality rate
9.	Process of farmers participation and their reaction	Farmers have actively adopted and were happy with the technology provided to them

*Thematic area: Evaluation breed*

Problem definition: Duck breeds reared are traditional and poorly remunerative.

Technology assessed: **TO1:KhakiCampbell**  
**TO2:DK (Desi X Khaki Campbell)**

Technology Assessed	Average of body wt Kg/ 40weeks	Mortality (%) form 2 <sup>nd</sup> to 8 <sup>th</sup> week	Egg production No/year	Gross cost (Rs/-10 bird)	Gross return (Rs/-10 bird)	Net Return (Rs/-10 bird)
FP	1.52	16.2	132	3431	7000	3569
TO1	1.62	15.3	160	3336	8040	4704
TO2	1.85	10.1	172	3381	8860	5479



**OFT-6**

1.	Title of on farm Trial	Assessment of production of straw mushroom from semi compost substrates
2.	Problem diagnosed	The moisture contains in semi composted mushroom bed is more than normal paddy mushroom bed & most sustainable for fungal infection.
3.	Details of technologies selected for assessment/refinement (Mention either Assessed or Refined)	TO1-Semi compost preparation by chopped bundle straw of size 2-3", wheat bran-6%, fresh poultry manure 1.5%CaCO <sub>3</sub> -2%, bed size 2mt*50cm*15cm TO2-Semi compost preparation by crumbled straw of size 2-3", wheat bran-6%, fresh poultry manure 1.5%CaCO <sub>3</sub> -2%, bed size 2mt*50cm*15cm

4.	Source of Technology (ICAR/ AICRP/SAU/other, please specify)	TO1-CTMRT, OUAT,2014 TO2-AICRP on mushroom, OUAT -2019
5.	Production system and thematic area	Mushroom Production
6.	Performance of the Technology with performance indicators	Higher yield in Semi compost preparation by bundle straw of size 2-3” is 15.4 kg/100 no bed then crumbled straw, but cost of cultivation is higher in bundle straw & the B.C ratio is higher in crumbled straw.
7.	Final recommendation for micro level situation	Higher yield in Semi compost preparation by bundle straw of size 2-3” is 15.4 kg/100 no bed then crumbled straw, but cost of cultivation is higher in bundle straw & the B.C ratio is higher in crumbled straw.
8.	Constraints identified and feedback for research	Moisture level and even bed temperature between layers leads to more pin heads and buttons in circular bed with increase in yield
9.	Process of farmers participation and their reaction	Farmers have actively adopted and were happy with the technology provided to them

### *Thematic area: Mushroom Production*

Problem definition: The moisture contains in semi composted mushroom bed is more than normal paddy mushroom bed & most sustainable for fungal infection.

Technology assessed: TO1-Semi compost preparation by chopped bundle straw of size 2-3”, wheat bran-6%, fresh poultry manure 1.5%CaCO<sub>3</sub>-2%, bed size 2mt\*50cm\*15cm

TO2-Semi compost preparation by crumbled straw of size 2-3”, wheat bran-6%, fresh poultry manure 1.5%CaCO<sub>3</sub>-2%, bed size 2mt\*50cm\*15cm

Practices	Pin head appearance (day)	Yield (kg/100 bed)	Gross cost Rs/100 Bed	Gross income Rs/Bed	Net income (Rs/bed)	B:C Ratio
FP	7 days	10	1050	1600	550	1.52
TO <sub>1</sub> :	8 days	15.4	1250	2464	1214	1.97
TO <sub>2</sub>	8days	13.2	1010	2128	1118	2.10



FP (Bundled straw)



TO1(Chopped bundle Straw semi compost)



TO2(Crumbled waste Straw)



## OFT-7

1.	Title of on farm Trial	Assessment of effectiveness of gender friendly extension approaches and methodologies for transfer of value addition technologies of Ragi
2.	Problem diagnosed	Lack of gender friendly approaches leading to poor adoption of value addition of Ragi
3.	Details of technologies selected for assessment/refinement (Mention either Assessed or Refined)	FP:- Technology is transferred through farmer-farmer extension model TO1 :Technology dissemination through Para Extension Worker Model TO2 :Technology dissemination through PPP Model
4.	Source of Technology (ICAR/ AICRP/SAU/other, please specify)	NA
5.	Production system and thematic area	Allied Sector
6.	Performance of the Technology with performance indicators	Technology dissemination through PPP Model gave significantly higher rate technology of adoption and change in farmer income than others.
7.	Final recommendation for micro level situation	Adoption of Dissemination through PPP Model leading to better adoption of value addition of Ragi
8.	Constraints identified and feedback for research	Technology is transferred through farmer-farmer extension model
9.	Process of farmers participation and their reaction	PPP Model foster sustainable and scalable business models that continue beyond short-term government funding cycles, often incorporating robust training for farmers and agent

*Thematic area:*

Problem definition: Lack of gender friendly approaches leading to poor adoption of value addition of Ragi

FP:- Technology is transferred through farmer-farmer extension model

TO1 :Technology dissemination through Para Extension Worker Model

TO2 :Technology dissemination through PPP Model

Parameters	FP	TO1	TO2	MS	Rank
Gender friendliness (%)	37.77	67.77	85.55	63.69	IV
Rate technology of adoption(%)	42.22	65.55	87.77	65.18	III
change in farm income(%)	54.44	66.66	80.00	67.03	II
knowledge gain(%)	44.44	74.44	84.44	67.77	I



**Assessment of effectiveness of gender friendly extension approaches and methodologies for transfer of value addition technologies of Ragi**

## OFT-8

1.	Title of on farm Trial	Assessment of gender responsiveness in climate smart agriculture interventions delivered through different channels
2.	Problem diagnosed	Despite widespread promotion of Climate Smart (CSTS), gender Technologies disparities in access, adoption, and benefit remain understood, poorly especially across different delivery models
3.	Details of technologies selected for assessment/refinement (Mention either Assessed or Refined)	TO1 :-CSTS introduced via participatory group learning (WSHGs, FPOS, SHG platform, NGO meetings) TO2 :CSTS delivered by KVK or institutional platforms
4.	Source of Technology (ICAR/ AICRP/SAU/other, please specify)	NA
5.	Production system and thematic area	Allied Sector
6.	Performance of the Technology with performance indicators	Delivery of technology and suitability is observed high in delivered by KVK or institutional platforms
7.	Final recommendation for micro level situation	CSTS delivered by KVK or institutional platforms
8.	Constraints identified and feedback for research	Lack of manpower CSTS delivered by KVK or institutional platforms
9.	Process of farmers participation and their reaction	CSTS delivered by KVK or institutional platforms observed higher adoption in decision making comparing to others

*Thematic area:*

Problem definition: Non Despite widespread promotion of Climate Smart (CSTS), gender Technologies disparities in access, adoption, and benefit remain understood, poorly especially across different delivery models

FP:- CSTS accessed through input dealers & peers (informal/traditional networks) TO1 :-CSTS introduced via participatory group learning (WSHGs, FPOS, SHG platform, NGO meetings) TO2 :CSTS delivered by KVK or institutional platforms

Parameters	FP	TO1	TO2	MS	Rank
Access to technology(%)	28.88	52.22	74.44	51.84	IV
Skill improvement(%)	32.22	54.44	80.00	55.55	II
Decision making involvement(%)	34.44	57.77	87.77	59.99	I
Change in economics(%)	37.77	60.00	66.66	54.81	III



**Assessment of gender responsiveness in climate smart agriculture interventions delivered through different channels**

### 3.2 Achievements of Frontline Demonstrations

#### A. Details of FLDs conducted during the year

##### Cereals

Sl. No.	Crop	Thematic area	Technology Demonstrated with detailed treatments	Area (ha)		No. of farmers/ demonstration									Reasons for shortfall in achievement
				Proposed	Actual	SC		ST		Others		Total			
						M	F	M	F	M	F	M	F	T	
1.	Rice	Farm mechanization	Demonstration on customized mechanical transplanting under irrigated rice pulse cropping system	2	2	1	0	5	1	2	1	8	2	10	
2.	Rice	Varietal evaluation	Demonstration on indigenous aromatic rice variety Kalikati	1	1	0	2	5	3	0	0	5	5	10	
3.	Ragi	INM	Demonstration on integrated nutrient management in ragi	1	1	0	0	6	4	0	0	6	4	10	
4.	Rice	IDM	Demonstration on Management of Neck-blast in Rice	1	1	1	2	3	2	1	1	5	5	10	
5.	Maize	ICM	Demonstration on improved package and practices in hybrid maize variety for sustainable income	5	5	2	3	4	1	3	2	9	6	15	
6.	Ragi	Farm Mechanization	Demonstration of 0.5 hp motor operated mini ragi thresher cum pearler	2	2	1	2	3	2	1	1	5	5	10	
7.	Maize	Farm Mechanization	Demonstration of line sowing of maize using Tractor drawn seed cum fertilizer drill	2	2	2	1	2	3	1	1	5	5	10	
8.	Maize	Adoption Technology	Demonstration on extend of adoption of seed cum fertilizer drill in maize cultivation	-	-	16	6	9	9	12	8	37	23	60	

Vegetables															
9.	Cabbage	IPM	Demonstration on management of Aphid in Cabbage	1	1	1	2	3	2	1	1	5	5	10	
10.	Brinjal	Weed management	Demonstration on mulching in Brinjal	0.4	0.4	0	0	5	0	5	0	10	0	10	
11.	Okra	IPM	Demonstration on evaluation of suitable IPM module for YVMV in Okra	1	1	2	1	3	0	2	2	7	3	10	
12.	Tomato	NF	Demonstration on natural farming technology for Tomato	1	0.4	1	2	2	0	3	2	6	4	10	
Oilseeds															
13.	Linseed	Integrated Crop Management	Demonstration of Integrated crop management practices in linseed	1	1	0	0	7	3	0	0	7	3	10	
14.	Mustard	Farm Mechanization	Demonstration of line sowing of mustard using Tractor drawn seed cum fertilizer drill	2	2	2	2	2	2	1	1	5	5	10	
Livestock/Enterprise															
15.	Poultry	Income generation	Demonstration on poultry breeds, Aseel in backyard	150	150	0	2	0	5	0	3	0	10	10	
16.	Poultry	Income generation	Demonstration rearing improved poultry breed Kuroiler in backyard	1150	1150	0	0	0	115	0	0	0	115	115	
17.	Mushroom	Mushroom cultivation	Demonstration on paddy mushroom cultivation for development nutritional security	500 no	500 no	0	0	0	50	0	0	0	50	50	
18.	Mushroom	Mushroom cultivation	Demonstration on oyster mushroom cultivation for development nutritional security	600 no	600 no	0	0	0	50	0	0	0	50	60	
19.	Honey	Income generation	Demonstration on Comb honey production technology in Asian bee	50 no	50 no	0	0	0	10	0	0	0	10	10	
20.	Millet	Value addition	Demonstration on Ragi malt powder for nutritional security	10 kg	10kg	0	5	0	2	0	3	0	10	10	

21..	Jackfruit	Value addition	Popularization of tender jack fruit on processing & packaging method of tender Jackfruit	10 kg	10kg	0	3	0	3	0	4	0	10	10	
22.	Millet	Value addition	Demonstration on millet bar for higher income	10kg	10kg	0	0	0	2	0	8	0	10	10	
23.	CST	Climate change resilient technology	Demonstration on extend of adoption of climate change resilient technology among farmers for sustainable production	-	-	14	13	50	20	10	12	74	45	120	

### Details of farming situation

Crop	Season	Farming situation(RF/Irrigated)	Soil type	Status of soil (Kg/ha)			Previous crop	Sowing date	Harvest date	Seasonal rainfall (mm)	No. of rainy days
				N	P <sub>2</sub> O <sub>5</sub>	K <sub>2</sub> O					
Rice	kharif	Rainfed medium land	Clay loam	110	50	40	Fallow	07.07.2025	24.11.2025	1376	44
Ragi	Rabi	Rainfed upland	Sandy load	105	40	90	Fallow	12.07.2025	12.10.2025	1165	37
Rice	kharif	Rainfed medium land	Clay loam	120	60	40	Fallow	11.07.2025	06.12.2025	1490	49
Maize	kharif	Rainfed upland	Sandy load	110	50	40	Fallow	20.06.2025	08.10.2025	1480	48
Ragi	kharif	Rainfed upland	Sandy load	120	50	50	Fallow	24.07.2025	22.10.2025	1140	35
Maize	kharif	Rainfed upland	Clay loam	110	50	70	Fallow	27.07.2025	19.12.2025	1480	48
Cabbage	Rabi	Irrigated upland	Clay loam	100	40	40	Brinjal	18.12.2024	07.03.2026	180	4
Brinjal	Rabi	Irrigated upland	Clay loam	110	50	50	Tomato	11.12.2024	05.03.2026	180	4
Okra	Rabi	Irrigated upland	Clay loam	100	50	40	Maize	12.01.2025	08.03.2025	350	6
Linseed	Rabi	Irrigated medium land	Clay loam	120	40	40	Rice	26.12.2024	08.04.2026	370	7
Mustard	Rabi	Irrigated medium land	Clay loam	110	50	60	Rice	27.12.2025	14.03.2026	250	5

In both the Tables, information of same crop should be provided. For example, if in Table 3.2A crops are mentioned as a,b,c,d etc., in the table for Details of farming situation, the same crop should be mentioned in the identical sequence.

### Performance of FLD

Oilseeds:

Frontline demonstrations on oilseed crops

Crop	Thematic Area	Name of the technology demonstrated	No. of Farmers	Area (ha)	Yield (q/ha)		% Increase	*Economics of demonstration (Rs./ha)				*Economics of check (Rs./ha)				
					Demo	Check		Gross Cost	Gross Return	Net Return	** BCR	Gross Cost	Gross Return	Net Return	** BCR	
Total																

\* Economics to be worked out based on total cost of production per unit area and not on critical inputs alone.

\*\* BCR= GROSS RETURN/GROSS COST

### Pulses

#### Frontline demonstration on pulse crops

Crop	Thematic Area	Name of the technology demonstrated	No. of Farmers	Area (ha)	Yield (q/ha)		% Increase	*Economics of demonstration (Rs./ha)				*Economics of check (Rs./ha)				
					Demo	Check		Gross Cost	Gross Return	Net Return	** BCR	Gross Cost	Gross Return	Net Return	** BCR	
	Total															

\* Economics to be worked out based on total cost of production per unit area and not on critical inputs alone.

\*\* BCR= GROSS RETURN/GROSS COST

### Other crops

Crop	Thematic area	Name of the technology demonstrated	No. of Farmer	Area (ha)	Yield (q/ha)		% change in yield	Other parameters		*Economics of demonstration (Rs./ha)				*Economics of check (Rs./ha)			
					Demonstration	Check		Demo	Check	Gross Cost	Gross Return	Net Return	** BCR	Gross Cost	Gross Return	Net Return	** BCR
Mustard	Nutrient management	Demonstration of Integrated Nutrient Management in Mustard	10	1	6.31	7.38	18	No of siliqua /plant	No of siliqua /plant	41,703	86,267	44564	2.06	46,728	72,468	25,739	1.55
								213.2	241.1								

Rice	Varietal evaluation	Demonstration on indigenous aromatic rice variety Kalikati	10	1	54.3	45.2	20	Ear bearing tiller/hill 15.8	Ear bearing tiller/hill 11.8	42,508	1,02,600	60,092	2.41	50,818	90,400	39,582	1.77
Ragi	INM	Demonstration on integrated nutrient management in ragi	10	1	14.2	11.9	14.8	No of effective tillers/hill 4.8	No of effective tillers/hill 3.1	45852	79420	33568	1.73	43650	68750	25100	1.57
Linseed	Integrated Crop Management	Demonstration of Integrated crop management practices in linseed	10	1	11.4	9.6	19	No. of capsules/plant 39.26	No. of capsules/plant 30.6	38752	58412	19660	1.76	36450	68700	80100	1.88
Okra	IPM	Demonstration on evaluation of suitable IPM module for YVMV in Okra	10	1	109	81	34.56	Percentage Disease Index(%) 7	Percentage Disease Index(%) 32	38200	142320	104120	3.72	36800	98160	61360	2.67
Rice	IDM	Demonstration on Management of Neck-blast in Rice	10	1	59.20	53.80	10	Percentage Disease Index, % 21.3	Percentage Disease Index, % 9.8	77757	177600	99843	2.28	75329	149400	74071	1.98
Brinjal	Weed management	Demonstration on mulching in Brinjal	10	0.4	259	218	18.80	No. of weeds per square meter 36(Avg.)	No. of weeds per square meter 132(Avg)	141200	414400	273200	2.9	127900	348800	220900	2.7
Tomato	Varietal evaluation	Demonstration on HYV var. Kalinga Tomato - 121	10	1	208	153	35	Avg Fruit Weight(gm) 35.5	Avg Fruit Weight(gm) 29.6	172000	428000	256000	2.48	131000	288200	157200	2.2

Maize	ICM	Demonstration on improved package and practices in hybrid maize variety for sustainable income	15	5	48	43	12.76	Avg. wt./cob (g) 312	Avg. wt./cob (g) 272			49640	1.94			33300	1.58
Mustard	Nutrient management	Demonstration of Integrated Nutrient Management in Mustard	10	1	6.31	7.38	18	No of siliqua /plant 213.2	No of siliqua /plant 241.1	41,703	86,267	44564	2.06	46,728	72,468	25,739	1.55
Rice	Varietal evaluation	Demonstration on indigenous aromatic rice variety Kalikati	10	1	54.3	45.2	20	Ear bearing tiller/hill 15.8	Ear bearing tiller/hill 11.8	42,508	1,02,600	60,092	2.41	50,818	90,400	39,582	1.77
Total			115	14.4													

## Livestock

Category	Thematic area	Name of the technology demonstrated	No. of Farmer	No. of units	Major parameters		% change in major parameter	Other parameter		*Economics of demonstration (Rs.)				*Economics of check (Rs.)			
					Demonstration	Check		Demonstration	Check	Gross Cost	Gross Return	Net Return	** BCR	Gross Cost	Gross Return	Net Return	** BCR
Poultry	Evaluation breed	Demonstration on poultry breeds, Aseel in backyard	10	150	25.6kg Average of body wt. /6 months (10 birds), Kg	9kg Average of body wt. /6 months (10 birds), Kg	184	580 Egg production nos./year (10 birds)	420 Egg production nos./year (10 birds)	7800	21112	13312	2.70	3450	6960	3510	2.0
Poultry	Evaluation breed	Demonstration rearing improved poultry breed Kuroiler in backyard	115	1150	32kg Average of body wt. /6 months (10 birds), Kg	9kg Average of body wt. /6 months (10 birds), Kg		1580 Egg production nos./year (10 birds)	420 Egg production nos./year (10 birds)	3820	15400	11580	4.0	3450	6960	3510	2.0
Total			125	1300													

\* Economics to be worked out based on total cost of production per unit area and not on critical inputs alone.

\*\* BCR= GROSS RETURN/GROSS COST



Value addition	Demonstration on Ragi malt powder for nutritional security	10	10	Keeping Quality (Days) 90	Keeping Quality (Days) 2	44 %	Sensory Evaluation (Headonic scale of rating) 8	Sensory Evaluation (Headonic scale of rating) 6.2	1560	3700	2140	2.37	550	1000	450	1.8
	Popularization of tender jack fruit on processing & packaging method of tender Jackfruit	10	10	90 days	2 days	44 %	4.8	4.1	670	400	270	2.0	280	180	100	1.2
	Demonstration on millet bar for higher income	10	10	150 days	90 days	66.6 %	7.2	4.8	1020	2250	1230	2.2	900	1750	850	1.94
Total		150	150													

\* Economics to be worked out based on total cost of production per unit area and not on critical inputs alone.

\*\* BCR= GROSS RETURN/GROSS COST

#### Women empowerment

Category	Name of technology	No. of demonstrations	Observations		Remarks
			Demonstration	Check	
Farm Women					
Pregnant women					
Adolescent Girl					
Other women					
Children					
Neonatal					
Infants					







## Technical Feedback on the demonstrated technologies

Sl. No	Crop	Feed Back
1	Rice	Farmer's satisfied with performance of seed cum fertilizer drill for DSR
2	Maize	Farmer's satisfied with performance of seed cum fertilizer drill for line sowing of maize
3	Linseed	Very much satisfied with the yield
4	Sorghum	Crop diversification with sorghum increases grain yield and net return of farmers.
5	Mustard	Farmers were satisfied with the application of both inorganic and organic source of nutrients as it has enhanced the yield by 18%.
6	Ragi	Farmers were satisfied with the application of both inorganic and organic source of nutrients as it has enhanced the yield.

## Extension and Training activities under FLD

Sl. No.	Activity	Date	No. of activities organized	Number of participants	Remarks
1.	Field days	07.01.25, 13.01.25, 03.02.25, 12.02.25	4	160	
2.	Farmers Training	10.01.25,15.01.25,17.01.25,21.01.25,28.05.25,11.2.25,14.02.25,19.02.25,24.02.25,11.03.25,19.03.25,04.07.25,09.07.25,23.07.25,28.07.25,06.08.25,14.08.25,22.08.25,30.8.25,2.09.25,08.09.25,18.09.25,23.9.25,14.10.25,29.10.25,07.11.25,12.11.25,20.11.25,25.11.25,10.12.25,23.12.25	22	660	
3.	Media coverage		4	Mass	
4.	Training for extension functionaries	08.01.2025, 18.02.2025,15.07.2025,26.11.2025,16.12.2025.	5	100	

## Performance of the demonstration under CFLD on Pulse and Oilseed Crops during Rabi 2025-26:

## A. Technical Parameters:

Sl. No.	Crop demonstrated	Existing (Farmer's) variety name	Existing yield (q/ha)	Yield gap (Kg/ha) w.r.to			Name of Variety + Technology demonstrated	Number of farmers	Area in ha	Yield obtained (q/ha)			Yield gap minimized (%)		
				District yield (D)	State yield (S)	Potential yield (P)				Max	Min.	Av.	D	S	P
1.	Mustard	Tapes wari	9.5	11.5	13.5	20.5	Seed treatment throughtricode rma viride and application of neem oil @ 5 ml/lit	50	20	9.5	4.4	5.2	5	2.7	1.5

**B. Economic parameters**

Sl. No.	Variety demonstrated & Technology demonstrated	Farmer's Existing plot				Demonstration plot			
		Gross Cost (Rs/ha)	Gross return (Rs/ha)	Net Return (Rs/ha)	B:C ratio	Gross Cost (Rs/ha)	Gross return (Rs/ha)	Net Return (Rs/ha)	B:C Ratio
1.	Seed treatment through <i>Trichoderma viride</i> and application of neem oil @ 5 ml/lit	18900	33900	15000	1.79	12800	19250	6450	1.50

**C. Socio-economic impact parameters**

Sl. No.	Crop and variety Demonstrated	Total Produce Obtained (kg)	Produce sold (Kg/household)	Selling Rate (Rs/Kg)	Produce used for own sowing (Kg)	Produce distributed to other farmers (Kg)	Purpose for which income gained was utilized	Employment Generated (Mandays/house hold)
1.	Mustard Var:- Tapeswari	41250	24718	80	850	15682	Household expenditure and purchase of input for rabi agriculture 2026-27	10

**D. Oilseed Farmers' perception of the intervention demonstrated**

Sl. No.	Technologies demonstrated (with name)	Farmers' Perception parameters					
		Suitability to their farming system	Likings (Preference)	Affordability	Any negative effect	Is Technology acceptable to all in the group/village	Suggestions, for change/improvement, if any
1	Introduction of improved variety, application of Seed treatment through <i>Trichoderma viride</i> and application of neem oil @ 5 ml/lit	Yes	Yes	42 %	No	Yes	-

**E. Specific Characteristics of Technology and Performance**

Specific Characteristic	Performance	Performance of Technology vis-a vis Local Check	Farmers Feedback
1	Introduction of improved variety, application of Seed treatment through <i>Trichoderma viride</i> and application of neem oil @ 5 ml/lit	Yes	Yes

**F. Extension activities under FLD conducted:**

Sl. No.	Extension Activities organized	Date and place of activity	Number of farmer attended
--	---	--	--



























Thematic Area	No. of Courses	No. of Participants									Grand Total			
		Other			SC			ST			M	F	T	
		M	F	T	M	F	T	M	F	T				
<b>Management</b>														
Soil fertility management														
Integrated water management														
Integrated Nutrient Management														
Production and use of organic inputs														
Management of Problematic soils														
Micro nutrient deficiency in crops														
Nutrient Use Efficiency														
Balance Use of fertilizer														
Soil & water testing														
others														
<b>Total</b>														
<b>IV. Livestock Production and Management</b>														
Dairy Management														
Poultry Management	1	-	-	-	-	-	-	-	30	30	-	30	30	
Piggery Management														
Rabbit Management														
Animal Nutrition Management														
Disease Management														
Feed & fodder technologies	1	-	13	13	-	-	-	-	17	17	-	30	30	
Production of quality animal products														
Others	1	-	5	5	-	2	2	-	23	23	-	30	30	
<b>Total</b>	<b>3</b>	<b>0</b>	<b>18</b>	<b>18</b>	<b>0</b>	<b>2</b>	<b>2</b>	<b>0</b>	<b>70</b>	<b>70</b>	<b>0</b>	<b>90</b>	<b>90</b>	
<b>V. Home Science/Women empowerment</b>														
Household food security by kitchen gardening and nutrition gardening	1	0	0	0	0	0	0	0	30	30	0	30	30	
Design and development of low/minimum cost diet	1	0	29	29	0	0	0	0	1	1	-	30	30	
Designing and development for high nutrient efficiency diet														
Minimization of nutrient loss in processing														
Processing & cooking														
Gender mainstreaming through SHGs														
Storage loss minimization techniques														
Value addition	5	0	78	78	0	11	11	0	84	84	0	150	150	
Women empowerment														
Location specific drudgery reduction technologies	1	0	2	2	0	0	0	0	28	28	0	30	30	
Rural Crafts														
Women and child care														
Others	1	-	-	-	-	-	-	-	30	30	-	30	30	
<b>Total</b>	<b>8</b>	<b>0</b>	<b>88</b>	<b>88</b>	<b>0</b>	<b>20</b>	<b>20</b>	<b>0</b>	<b>132</b>	<b>132</b>	<b>0</b>	<b>240</b>	<b>240</b>	
<b>VI. Agril. Engineering</b>														
Farm machinery & its maintenance	2	15	16	31	8	6	14	11	4	15	34	26	60	





Thematic Area	No. of Courses	No. of Participants									Grand Total		
		Other			SC			ST			M	F	T
		M	F	T	M	F	T	M	F	T			
Tailoring and Stitching													
Rural Crafts													
Production of quality animal products													
Dairying													
Sheep and goat rearing													
Quail farming													
Piggery													
Rabbit farming													
Poultry production													
Ornamental fisheries													
Composite fish culture													
Freshwater prawn culture													
Shrimp farming													
Pearl culture													
Cold water fisheries													
Fish harvest and processing technology													
Fry and fingerling rearing													
Others	2	6	0	6	0	0	0	24	0	24	30	0	30
<b>Total</b>	<b>11</b>	<b>40</b>	<b>31</b>	<b>74</b>	<b>4</b>	<b>12</b>	<b>16</b>	<b>58</b>	<b>20</b>	<b>75</b>	<b>102</b>	<b>63</b>	<b>165</b>

### iii. Extension Personnel (On and Off Campus)

Thematic Area	No. of Courses	No. of Participants									Grand Total		
		Other			SC			ST			M	F	T
		M	F	T	M	F	T	M	F	T			
Productivity enhancement in field crops	1	3	3	6	1	0	1	6	2	8	10	5	15
Integrated Pest Management													
Integrated Nutrient management													
Rejuvenation of old orchards													
Protected cultivation technology													
Production and use of organic inputs													
Care and maintenance of farm machinery and implements													
Gender mainstreaming through SHGs													
Formation and Management of SHGs													
Women and Child care													
Low cost and nutrient efficient diet designing													
Group Dynamics and farmers	2	16	10	26	6	2	8	10	6	16	32	18	50

Thematic Area	No. of Courses	No. of Participants									Grand Total			
		Other			SC			ST			M	F	T	
		M	F	T	M	F	T	M	F	T				
organization														
Information networking among farmers														
Capacity building for ICT application	2	24	12	36	8	2	10	4	0	4	36	14	50	
Management in farm animals														
Livestock feed and fodder production														
Household food security	2	1	6	7	8	7	15	1	27	28	10	40	50	
Other	2	6	1	7	8	7	15	27	1	28	40	10	50	
<b>Total</b>	<b>9</b>	<b>50</b>	<b>32</b>	<b>82</b>	<b>31</b>	<b>18</b>	<b>49</b>	<b>48</b>	<b>36</b>	<b>84</b>	<b>129</b>	<b>86</b>	<b>215</b>	

Please furnish the details of training programmes as Annexure in the proforma given below

Discipline	Clientele	Title of the training programme	Duration in days	Venue (Off / On Campus)	Number of participants			Number of SC/ST		
					Male	Female	Total	Male	Female	Total
Agronomy	F&FW	Training on methods of Soil sample collection, processing of soil sample and testing of different nutrient by Mridaparikshyak	01 days	Off Campus	17	13	30	11	8	19
	F&FW	Training on integrated nutrient management in Finger millet	01 days	Off Campus	18	12	30	10	7	17
	F&FW	Training on Contingent crop management during untimely rainfall in Rice in kharif season.	01 days	Off Campus	22	8	30	14	3	17
	F&FW	Training on types of nozzle, sprayer and spraying techniques of herbicides in Rice	01 days	Off Campus	17	13	30	12	6	18
	F&FW	Training on adverse effect of residue burning and alternative way of rice residue management	01 days	Off Campus	14	16	30	11	5	16
	F&FW	Integrated Crop Management in Sunflower	01 days	Off Campus	21	9	30	12	7	19
	F&FW	Training on ICM in linseed	01 days	Off Campus	13	17	30	10	8	18
	F&FW	Training on ICM in scented rice	01 days	Off Campus	12	18	30	6	10	16
	F&FW	Training on Nitrogen management by LCC in Rice	01 days	Off Campus	15	15	30	10	7	17
	F&FW	Training on ICM in linseed	01 days	Off Campus	16	14	30	8	4	12
F&FW	Training on ICM in scented rice	01 days	Off Campus	22	8	30	16	4	20	
Agricultural Engg.	F&FW	Mechanized DSR and its suitability	01 days	Off Campus	20	10	30	19	10	29

	F&FW	Mechanized maize cultivation	01 days	Off Campus	14	16	30	6	6	12
	F&FW	Engineering intervention in millet cultivation	01 days	Off Campus	8	22	30	4	6	10
	F&FW	Horticultural tools and implements for orchard management	01 days	Off Campus	13	17	30	6	10	16
	F&FW	Irrigation scheduling and water conservation in mustard crops	01 days	Off Campus	14	16	30	14	16	30
	F&FW	Drip & sprinkler irrigation	01 days	Off Campus	24	6	30	12	3	15
	F&FW	Mechanized maize cultivation	01 days	Off Campus	25	5	30	6	6	12
	F&FW	Engineering intervention in millet cultivation	01 days	Off Campus	18	12	30	14	6	20
Home Science	F&FW	Rearing improved poultry breed (Variety- Aseel) in back yard condition	01 days	Off Campus	0	30	30	0	28	28
	F&FW	Rearing improved Duckling breed (Variety- Khaki Campbell & DK ) in back yard pond	01 days	Off Campus	0	30	30	0	30	30
	F&FW	Cultivation practices of paddy straw mushroom by Semi composting method.	01 days	Off Campus	0	30	30	0	22	22
	F&FW	Use of different farm implement for Drudgery reduction.	01 days	Off Campus	0	30	30	0	17	17
	F&FW	Layout of Improving food nutrition security through homestead gardening	01 days	Off Campus	0	30	30	0	5	5
	F&FW	Preparation of millet bar by using different type of millet.	01 days	Off Campus	0	30	30	0	6	6
	F&FW	Preparation and preservation value addition from Oyster mushroom.	01 days	Off Campus	0	30	30	0	29	29
	F&FW	Preparation of value-added product from fruits vegetables	01 days	Off Campus	0	30	30	0	26	26
	F&FW	Preparation of dehydrated product from cereals and pulses	01 days	Off Campus	0	30	30	0	28	28
	F&FW	Preparation of millet bar by using different type of millet.	01 days	Off Campus	0	30	30	0	8	8
	F&FW	Preparation and preservation value addition from Oyster mushroom.	01 days	Off Campus	0	30	30	0	25	25
Plant Protection	F&FW	Integrated management of wilt	01 days	Off Campus	18	12	30	10	7	17

		complex of brinjal								
	F&FW	Suitable IPM module for YVMV in black gram and green gram	01 days	Off Campus	22	8	30	14	3	17
	F&FW	Integrated management of neck blast in paddy	01 days	Off Campus	17	13	30	12	6	18
	F&FW	Yellow Stem Borer management in paddy	01 days	Off Campus	13	17	30	6	10	16
	F&FW	BPH/ WBPH management in paddy	01 days	Off Campus	9	21	30	8	20	28
	F&FW	IPM module for pod borer complex of Pigeon pea	01 days	Off Campus	23	7	30	23	7	30
	F&FW	Management of aphid in cabbage	01 days	Off Campus	22	8	30	15	4	19
	F&FW	Sucking pest management in chilli	01 days	Off Campus	21	9	30	11	6	17
	F&FW	Integrated management of wilt complex of brinjal	01 days	Off Campus	14	16	30	10	7	17
	F&FW	Suitable IPM module for YVMV in black gram and green gram	01 days	Off Campus	19	11	30	15	8	23
Horticulture	F&FW	Cultivation of tomato under natural farming	01 days	Off Campus	14	16	30	11	5	16
	F&FW	Cultivation practices of Dragon fruits	01 days	Off Campus	21	9	30	12	7	19
	F&FW	Pre and Post harvest management in mango.	01 days	Off Campus	13	17	30	10	8	18
	F&FW	Package of practices of pumpkin cultivation.	01 days	Off Campus	12	18	30	6	10	16
	F&FW	Organic cultivation method of Chilli.	01 days	Off Campus	9	21	30	9	21	30
	F&FW	Package of practices of Watermelon cultivation.	01 days	Off Campus	17	13	30	12	6	18
	F&FW	Package of practices of brinjal cultivation.	01 days	Off Campus	13	17	30	6	10	16
	F&FW	Package of practices of Cole crop.	01 days	Off Campus	9	21	30	8	20	28
	F&FW	Organic cultivation method of Chilli.	01 days	Off Campus	19	11	30	13	9	22
Agricultural Extension	F&FW	Farm record management for Sustainable economics	01 days	Off Campus	21	09	30	14	4	18
	F&FW	Capacity building in strengthening farmer group	01 days	Off Campus	18	12	30	12	10	22
	F&FW	Seed treatment and its benefits	01 days	Off Campus	16	14	30	10	10	20
	F&FW	Effective crop production through Seasonal calendar	01 days	Off Campus	25	5	30	14	2	16
	F&FW	Use of blackboard technology for effective extension	01 days	Off Campus	22	8	30	15	3	18
	F&FW	Management of vegetable seedlings and its marketing	01 days	Off Campus	25	5	30	14	2	17

	F&FW	Marketing of maize through mass extension method	01 days	Off Campus	26	4	30	16	1	17
	F&FW	Effective crop production through Seasonal calendar	01 days	Off Campus	21	9	30	17	2	19
Agronomy	RY	Training on methods of preparation of organic bio products and different method of composting	03 days	On Campus	9	6	15	3	2	5
	RY	Training on Seed production technology in rice	03 days	On Campus	8	7	15	8	1	9
Agricultural Engg.	RY	Use & operation of seed cum fertilizer drill	03 days	On Campus	11	4	15	7	2	9
	RY	Agri-entrepreneurship development through agro service centre	03 days	On Campus	10	5	15	8	2	10
Home Science	RY	Entrepreneurship development through mushroom cultivation	03 days	On Campus	0	15	15	0	8	8
	RY	Entrepreneurship development through value added product from different millet.	03 days	On Campus	0	15	15	0	9	9
Plant Protection	RY	Scientific Bee Keeping	03 days	On Campus	11	4	15	7	2	9
	RY	Vermicomposting	03 days	On Campus	8	7	15	8	1	9
Horticulture	RY	Management practices of Apple ber orchard	03 days	On Campus	13	2	15	5	0	5
	RY	Management practices of healthy vegetable nursery in Kharif season.	03 days	On Campus	9	6	15	7	2	9
Agricultural Extension	RY	Training on making of different organic components	03 days	On Campus	8	7	15	8	1	9
Agronomy	IS	Natural farming for sustainable agriculture	02 days	On Campus	14	11	25	6	1	7
Agricultural Engg.	IS	Use of various Modern Agricultural Machineries in Agriculture	02 days	On Campus	19	6	25	7	2	9
	IS	Mechanization in Horticultural Crop	02 days	On Campus	15	10	25	3	2	5
Home Science	IS	Deficiency & prevention of protein energy malnutrition.	02 days	On Campus	4	21	25	2	6	8
	IS	Lay out Kitchen garden	02 days	On Campus	6	19	25	4	8	12
Agricultural Extension	IS	Production of quality audio -visual materials with effective public speaking	02 days	On Campus	22	3	25	8	2	10
	IS	Training and Meeting management	02 days	On Campus	21	4	25	7	3	10
	IS	Application of ICT in Agriculture	02 days	On Campus	14	11	25	4	2	6

	IS	Use of Agri Mobile Application	02 days	On Campus	23	2	25	7	1	8
--	----	--------------------------------	---------	-----------	----	---	----	---	---	---

## H) Vocational training programme for Rural Youth

### a) Details of training programmes for Rural Youth

Crop / Enterprise	Identified Thrust Area	Training title*	Duration (days)	No. of Participants			Self employed after training			Number of persons employed elsewhere
				Male	Female	Total	Type of units	Number of units	Number of persons employed	
Mushroom	Mushroom cultivation	Entrepreneurship development through mushroom cultivation	3	4	11	15	Mushroom unit	1	1	Nil
Millet products	Value addition	Entrepreneurship development through value added product from different millet.	3	0	15	15	Value addition	1	1	Nil
Organic farming	Income generation activity	Training on methods of preparation of organic bio products and different method of composting	3	9	6	15	Organic pesticide	2	2	Nil
Paddy	Seed production	Training on Seed production technology in rice	3	8	7	15	Seed production	1	1	Nil
Farm Mechanism	Farm Mechanism	Use & operation of seed cum fertilizer drill	3	11	4	15	Farm mechanism	1	1	Nil
Farm Mechanism	Farm Mechanism	Agri-entrepreneurship development through agro service centre	3	10	5	15	Farm mechanism	2	2	Nil
Honey bee	Income generation activity	Scientific Bee Keeping	3	11	4	15	Honey bee	2	2	Nil
Vermi compost	Income generation	Vermicomposting	3	8	7	15	Vermi compost	2	2	Nil



<b>activities</b>														
Vermicomposting														
Production of bioagents, biopesticides, biofertilizers etc.														
Repair and maintenance of farm machinery & implements	1	0	0	0	0	0	15	0	15	15	0	15	15	
Rural Crafts														
Seed production														
Sericulture														
Mushroom cultivation	2	0	25	25	0	5	5	0	30	0	0	60	60	
Nursery, grafting etc.														
Tailoring, stitching, embroidery, dyeing etc.														
Agril. Para-workers, para-vet training														
Other														
<b>Total</b>	<b>3</b>	<b>0</b>	<b>25</b>	<b>25</b>	<b>0</b>	<b>5</b>	<b>20</b>	<b>0</b>	<b>45</b>	<b>15</b>	<b>0</b>	<b>75</b>	<b>75</b>	
<b>Agricultural Extension</b>														
Capacity building and group dynamics	2	12	13	25	0	5	5	12	18	30	24	36	60	
Other														
<b>Total</b>	<b>2</b>	<b>12</b>	<b>13</b>	<b>25</b>	<b>0</b>	<b>5</b>	<b>5</b>	<b>12</b>	<b>18</b>	<b>30</b>	<b>24</b>	<b>36</b>	<b>60</b>	
<b>Grand Total</b>	<b>17</b>	<b>29</b>	<b>138</b>	<b>167</b>	<b>8</b>	<b>32</b>	<b>54</b>	<b>67</b>	<b>214</b>	<b>191</b>	<b>104</b>	<b>361</b>	<b>465</b>	

## I) Sponsored Training Programmes

### a) Details of Sponsored Training Programme

Sl.No	Title	Thematic area	Month	Duration (days)	Client	No. of courses	No. of participants	Sponsoring Agency
					PF/R/Y/EF			
1	Dairy farming	Livestock	October	3	RY AND F & FW	1	20	VOTI
2	Layer farming	Livestock	December	3	RY AND F & FW	1	20	VOTI
3.	Goat & sheep farming	Livestock	December	3	RY AND F & FW	1	20	VOTI
4.	Strengthening of FPOs	Income generation activities	November	1	RY AND F & FW	2	50	Govt. of Odisha
5.	Mushroom spawn production	Mushroom production	January	5	F & FW	18	20	OMBADC
6	Goat farming	Livestock	January	4	In service	14	20	OMBADC
7	Vermi compost production	Vermi compost	February	4	In service	14	20	OMBADC
8	Mushroom spawn production	Mushroom production	February	5	F & FW	18	20	OMBADC





Good quality photographs of training activity:



### 3.4. A. Extension Activities (including activities of FLD programmes)

I	No. of activities	Farmers				Extension Officials			Total		
		M	F	T	SC/ ST (% of total)	Male	Female	Total	Male	Female	Total
Field Day	2	59	41	100	83.5	2	2	4	61	43	104
KisanMela	6	1137	1010	2147	89	15	18	33	1152	1028	2180
KisanGhosthi	2	10	41	51	86	1	1	2	18	42	60
Exhibition	5	76	49	125	81	8	2	10	84	51	135
Film Show	12	302	168	470	86	5	4	9	307	172	479
Method Demonstrations	16	155	125	280	92	2	2	4	157	127	284
Farmers Seminar	4	40	70	110	84.5	2	2	4	42	72	114
Workshop	2	11	39	50	91	1	1	2	12	40	52
Group meetings	10	63	98	161	90	1	1	2	64	99	163
Lectures delivered as resource persons	18	417	235	652	93	4	3	7	421	238	659
Advisory Services	47	122831	127652	250483	90	271	58	329	123102	127710	250812
Scientific visit to farmers field	132	313	385	618	95	10	7	17	323	392	715
Farmers visit to KVK	248	369	670	1039	84	52	15	67	421	685	1106
Diagnostic visits	68	148	124	272	83	9	5	14	157	129	286
Exposure visits	6	91	76	167	80	4	2	6	95	78	173
Ex-trainees Sammelan											
Soil health Camp	2	21	32	53	83	1	1	2	22	33	55
Animal Health Camp	2	169	181	350	90	2	0	2	171	181	352
Agri mobile clinic											
Self Help Group Conveners meetings	1	0	40	40	68	0	1	1	0	41	41
MahilaMandals Conveners meetings	3	0	90	90	90	1	2	3	1	92	93







Small ruminants											
Sheep											
Goat											
Other, please specify											
Poultry	Kuroilier	1150	97750	0	0	0	115	0	0	0	115
Broilers											
Layers											
Duals (broiler and layer)											
Japanese Quail											
Turkey											
Emu											
Ducks											
Others (Pl. specify)											
Piggery											
Piglet											
Hog											
Others (Pl. specify)											
Fisheries											
Indian carp											
Exotic carp											
Mixed carp											
Fish fingerlings											
Spawn											
Others (Pl. specify)											
<b>Grand Total</b>											

Good quality photographs of livestock and fisheries:

### 3.5. b. Seed Hub Programme-“Creation of Seed Hubs for Increasing Indigenous Production of Pulses in India”

i) Name of Seed Hub Centre: N.A.

Name of Nodal Officer :	
Address :	
e-mail :	
Phone No. :	
Mobile :	

ii) Quality Seed Production Reports

Season	Crop	Variety	Production (q)			Category of Seed (F/S, C/S)
			Target	Area sown (ha)	Production	

iii) Financial Progress

Fund received (2020-21, 2021-22, 2022-23 and 2023-24)	Expenditure (Rs. in lakhs)		Unspent balance (Rs. in lakhs)	Remarks
	Infrastructure	Revolving fund		

2020-21				
2021-22				
2022-23				
2023-24				

## iv) Infrastructure Development

Item	Progress
Seed processing unit	
Seed storage structure	

## 3.6. (A) Literature Developed/Published (with full title, author &amp; reference)

Item	Title	Author's name	Number	Circulation
Research paper				-
Seminar/conference/ symposia papers	Agri Entrepreneurship- A way forward to Self reliance	Debasis Jayapura and Deepak Kumar Mohanty	-	-
Books	-	-	-	-
Bulletins	-	-	-	-
News letter	1	500	-	500
Popular Articles	-	-	-	-
Book Chapter	-	-	-	-
Extension Pamphlets/ literature	Prakrutika krushi	Surajyoti Pradhan, Deepak Kumar Mohanty, Debasis Jayapura	-	500 copy
	Bunda Jalsinchan	Deepak Kumar Mohanty & Debasis Jayapura		500 copy
	Samanitta Krushi	Surajyoti Pradhan, Deepak Kumar Mohanty, Debasis Jayapura		500 copy
Technical reports				
Electronic Publication (CD/DVD etc.)	-	-	-	-
TOTAL	-	-	-	2000 copy

**N.B.:** Please enclose a copy of each. In case of literature prepared in local language please indicate the title in English

## (B) Details of HRD programmes undergone by KVK personnel:

Sl. No.	Name of programme	Name of course	Name of KVK personnel and designation	Date and Duration	Organized by
1.	Export oriented capacity building programme cum workshop	1.	Dr Surajyoti Pradhan, SMS (Agronomy)	24.04.25	OUAT, BBSR

2.	Export oriented capacity building programme cum workshop	1.	Mr Debasis Jayapurua, SMS (Ag Extension)	24.04.25	OUAT,BBSR
3.	National Seminar on Extension Education strategies for digital agriculture	1	Dr Deepak Kumar Mohanty	20.06.25 to 22.06.25	OUAT,BBSR
4.	National Seminar on Extension Education strategies for digital agriculture	1	Mr Debasis Jayapurua, SMS (Ag Extension)	20.06.25 to 22.06.25	OUAT,BBSR
5.	Refresher training for SMS and scientists of Agronomy, Soil science	1	Mr Debasis Jayapurua, SMS (Ag Extension)	12.03.26 to 13.03.26	DEE, OUAT, Bhubaneswar
6.	Refresher training on big data analysis.	1	SK. Samsul Hoda, Prog. Asst. (Computer)	23.03.26 to 24.03.26	OUAT, Bhubaneswar

3.7. Success stories/Case studies, if any (two or three pages write-up on 1-2best case(s) with suitable action photographs)

Name of farmer	Smt. Subasha Mohanta	
Address	Village : Goeli GP : Matiagarh Block : Jashipur Dist: Mayurbhanj	
Contact details (Phone, mobile, email Id)	9078009430	
Landholding (in ha.)	4.3 Acre	
Name and description of the farm/ enterprise	Millet cultivation and its value addition, Broiler farming, minor pulse and oilseed crop production, Vegetables and Dairy, Farm mechanization	
Economic impact	<b>Crop</b>	<b>Amount (Rs.)</b>
	Rice/ Millets/ Pulses/Oilseeds	156140
	Vegetables	79700
	Poultry	87500
	Custom hiring	35400
	<b>Total</b>	<b>358740</b>
Social impact	Now she is widely regarded as <b>Mandia Maa</b> where she started her journey from 250 gm of millet now turning over more than 15 quintals of millet. She became a master trainer in millet cultivation and its value addition. She has been a rich source of encouragement for other farm women not only in Mayurbhanj but in entire state of Odisha.	
Environmental impact		
Horizontal/ Vertical spread	33 villages/4524 nos.of farmer & farm women	
Good quality photographs (2-3)		



3.8. Give details of innovative methodology or innovative technology of Transfer of Technology developed and used during the year -NA

Sl. No.	Name/ Title of the technology	Name/ Details of the Innovator(s)	Brief details of the Innovative Technology

3.9. a. Give details of indigenous technology practiced by the farmers in the KVK operational area which can be considered for technology development (in detail with suitable photographs)

Sl. No.	Crop / Enterprise	ITK Practiced	Purpose of ITK
1.	Vegetables & Field crops	Hanging of dry fish for control of monkey	For controlling monkey attack and damage to crops and vegetables
2.	Maize	Use of coloured plastic film for avoiding parrot damage of maize & sweet corn	For controlling damage of maize, sweet corn due to parrot attack

b. Give details of organic farming practiced by the farmer

Sl. No.	Crop / Enterprise	Area (ha)/ No. covered	Production	No. of farmers involved	Market available (Y/N)
1.	Organic pesticides	3ha	3000 lits	35	Y

3.10. Indicate the specific training need analysis tools/methodology followed by KVKs

Sl. No.	Brief details of the tool/ methodology followed	Purpose for which the tool was followed
1	PRA	Training/FLD/OFT
2	Problem Martrix	Training/FLD/OFT
3	Technology Pool	OFT
4	Preference ranking	Training/FLD/OFT

3.11. a. Details of equipment available in Soiland Water Testing Laboratory :

Sl. No	Name of the Equipment	Qty.
1.	Mrudaparikshyak	1

3.11.b. Details of samples analyzed so far :

Number of soil samples analyzed			No. of Farmers	No. of Villages	Amount realized (in Rs.)
Through mini	Through soil	Total			

soil testing kit/labs	testing laboratory				
12	117	150	224	14	-

### 3.11.c. Details on World Soil Day

Sl. No.	Activity	No. of Participants	No. of VIPs	Name (s) of VIP(s)	Number of Soil Health Cards distributed	No. of farmers benefitted
1	Training and awareness programme on soil health and management	189	1	Chaiman, Zilla Parishad ,Mayurbhanj	30	10

### 3.12. Activities of rain water harvesting structure and micro irrigation system

No of training programme	No of demonstrations	No of plant material produced	Visit by the farmers	Visit by the officials
1	1	40	250	5

### 3.13. Technology week celebration

Type of activities	No. of activities	Number of participants	Related crop/livestock technology
Awareness and Special day	7	415	Poultry, Mushroom, Nursery raising, Swachata, Soil Health, INM, IPM and Parthenium awareness week

### 3.14. RAWF/ FETprogramme - is KVK involved? (Y/N)

No of student trained	No of days stayed

ARS trainees trained	No of days stayed

### 3.15. List of VIP visitors (Minister/ MP/MLA/DM/VC/ZilaSabhadipati/Other Head of Organization/Foreigners)

Date	Name of the person	Purpose of visit
04/03/2025	Prof. Amaresh Khuntia, Joint Director, Monitoring, DEE, OUAT, BBSR	SAC meeting
25/09/2025	Dr. Sanat Diwedi, Deputy Director, DEE, OUAT, BBSR	Review of KVK activities
20/12/2025	Prof. Prasanjit Mishra, Dean Extension education, OUAT	Review of KVK activities

## 4. IMPACT

### 4.1. Impact of KVK activities (Not to be restricted for reporting period).

Name of specific technology/skill transferred	No. of participants	% of adoption	Change in income (Rs.)	
			Before (Rs./Unit)	After (Rs./Unit)
Mushroom Cultivation	450	50	17800/year	44000/year
Rearing Improved Poultry in	330	55	9500/20 nos.	19780/ 20 nos. of

Backyard			of bird	birds
Seed-cum-Fertilizer drill	45	30	22400/year	57800/year
Value addition	150	45	11400/year	32560/year
Vermi composting	40	20	24600/year	46200/year
Nursery raising	60	40	42200/year	85000/year
Bee keeping	40	25	16800/year	32500/year

NB: Should be based on actual study, questionnaire/group discussion etc. with ex-participants

#### 4.2. Cases of large scale adoption

(Please furnish detailed information for each case)

Horizontal spread of technologies	
Technology	Horizontal spread
Honey bee	7 villages
Vermi composting	14 villages
Off season Cauliflower	260 ha
Paddy Straw & oyster Mushroom Cultivation	240 villages
Poultry	256 villages
Seed-cum-fertilizer drill	2100 ha

Give information in the same format as given below

Name of farmer	
Address	
Contact details (Phone, mobile, email Id)	
Landholding (in ha.)	
Name and description of the farm/ enterprise	
Economic impact	
Social impact	
Environmental impact	
Horizontal/ Vertical spread	
Good quality photographs (2-3)	

#### 4.3. Details of impact analysis of KVK activities carried out during the reporting period

Sl. No.	Brief details of technology	Impact of the technology in subjective terms	Impact of the technology in objective terms
1	Demonstration on Zinc application in lowland rice	Appreciated due to control due to application in low land	52 ha
2	Management of FAW in maize	Appreciated due to control of FAW and more yield	285 ha
3	Management of Red Spider mite in Brinjal	Appreciated due to control Red Spider mite causing less damage to Brinjal crop.	65 ha

4	Management of BPH in Rice	Decrease in infestation due to scouting and diagnostic field visit	112 ha
---	---------------------------	--	--------

#### 4.4. Details of innovations recorded by the KVK

Thematic area	
Name of the Innovation	
Details of Innovator	
Back ground of innovation	
Technology details	
Practical utility of innovation	

#### 4.5. Details of entrepreneurship development

Entrepreneurship development	
Name of the enterprise	
Name & complete address of the entrepreneur	
Role of KVK with quantitative data support:	
Timeline of the entrepreneurship development	
Technical Components of the Enterprise	
Status of entrepreneur before and after the enterprise	
Present working condition of enterprise in terms of raw materials availability, labour availability, consumer preference, marketing the product etc. (Economic viability of the enterprise):	
Horizontal spread of enterprise	

#### 4.6. Any other initiative taken by the KVK

### 5. LINKAGES

#### 5.1. Functional linkage with different organizations

Name of organization	Nature of linkage
NRRI, Cuttack	Training
CTCRI, Bhubaneswar	-----
CSISA, Odisha hub	Training, Demonstration
ATMA, Mayurbhanj	Training, Extension Activities, Demonstration, Farmer's-scientist interaction, farmer's fair, ATMA activities, Field day
NGOs of Mayurbhanj district	Training, Extension Activities, Demonstration, Farmer's-scientist interaction, farmer's fair
OIIPCRA, Mayurbhanj district	
Odisha Millet Mission, Mayurbhanj	Training, Extension Activities, Demonstration
Mission Shakti, Odisha	Training
Line departments of Mayurbhanj district	Training, Extension Activities, Demonstration, Farmer's-scientist interaction, farmer's fair, ATMA activities, Field day
AICRP on UAE, ESA, Maize, AICRN on	Demonstration



Paddy	27.07.2025	21.12.2025	3	Pratikshya	FS	91.8	2,85,715/-	3,79,725/-	Seed sample drawn
-------	------------	------------	---	------------	----	------	------------	------------	-------------------

## 6.3. Performance of Production Units (bio-agents / bio-pesticides/ bio-fertilizers etc.,)

Sl. No.	Name of the Product	Qty. (Kg)	Amount (Rs.)		Remarks
			Cost of inputs	Gross income	
1.	Vermicompost	1800	12200/-	37000/-	

## 6.4. Performance of instructional farm (livestock and fisheries production)

Sl. No	Name of the animal / bird / aquatics	Details of production			Amount (Rs.)		Remarks
		Breed	Type of Produce	Qty.	Cost of inputs	Gross income	
1.	Poultry	Rainbow rooster & Kuroiler	21 days	1150	82215	97,750	

6.5. Utilization of hostel facilities: N.A.  
Accommodation available (No. of beds)

Months	No. of trainees stayed	Trainee days (days stayed)	Reason for short fall (if any)
Total :			

(For whole of the year)

## 6.6. Utilization of staff quarters :NA

Whether staff quarters has been completed: NA

No. of staffquarters: Nil

Date of completion:

Occupancy details:

Months	Q I	Q II	Q III	Q IV	Q V	Q VI

7. FINANCIAL PERFORMANCE

## 7.1. Details of KVK Bank accounts

Bank account	Name of the bank	Location	Account Number
1	SBI	Jashipur	39467589642
2	SBI	Jashipur	32417757765

## 7.2 Utilization of funds under CFLD on Oilseed (Rs. In Lakhs) : NA

Item	Released by ICAR		Expenditure		Unspent balance as on -
	Kharif	Rabi	Kharif	Rabi	

## 7.3 Utilization of funds under CFLD on Pulses (Rs. In Lakhs) : NA

Item	Released by ICAR		Expenditure		Unspent balance as on 1 <sup>st</sup> April 2013
	Kharif	Rabi	Kharif	Rabi	

## 7.4 Utilization of KVK funds during the year 2025-26(Not audited)

Sl. No.	Particulars	Sanctioned	Released	Expenditure
<b>A. Recurring Contingencies</b>				
1	Pay & Allowances			
2	Traveling allowances	1,30,000	1,30,000	1,30,000
3	Contingencies	4,00,000	4,00,000	4,00,000
A	TSP	16,20,000	15,00,000	15,00,000
B	HRD	15,000	15,000	15,000
<b>TOTAL (A)</b>		<b>21,65,000</b>	<b>21,65,000</b>	<b>21,65,000</b>
<b>B. Non-Recurring Contingencies</b>				
1	Demo Units	3,50,000	3,50,000	3,50,000
2	ICT with accessories	1,00,000	1,00,000	1,00,000
3	Furniture & equipment	2,00,000	2,00,000	2,00,000
<b>TOTAL (B)</b>		<b>6,50,000</b>	<b>6,50,000</b>	<b>6,50,000</b>
<b>C. REVOLVING FUND</b>		<b>0</b>	<b>0</b>	<b>0</b>
<b>GRAND TOTAL (A+B+C)</b>		<b>28,15,000</b>	<b>28,15,000</b>	<b>28,15,000</b>

## 7.5. Status of revolving fund (Rs. in lakh) for last five years

Year	Opening balance as on 1 <sup>st</sup> April	Income during the year	Expenditure during the year	Net balance in hand as on 1 <sup>st</sup> April of each year (Kind + cash)
2020-21	1,54,668.70	2,90,516.50	3,54,957.60	90,277.60
2021-22	90,227.60	6,46,837	3,49,102	2,30,174
2022-23	2,30,171.60	5,31,990	4,27,771	2,84,390.60
2023-24	2,84,390.60	4,02,495	4,51,315.50	1,85,570.10
2024-25	1,85,570.10	7,05,301	5,71,412	2,19,459.10
2025-26	2,19,459.10	7,17,803	6,70,991.50	5001

## 7.6. (i) Number of SHGs formed by KVKs- 4nos

(ii) Association of KVKs with SHGs formed by other organizations indicating the area of SHG activities- Mushroom spawn production, Oyster mushroom cultivation & its Value addition

(iii) Details of marketing channels created for the SHGs-Selling their product in local market , farmers fair Exhibition & school function.

## Joint activity carried out with line departments and ATMA

Name of activity	Number of activity	Season	With line department	With ATMA	With both
Climate resilience in Agriculture	2	Rabi	PD, Watershed	Yes	Yes

## 8. Other information

## 8.1. Prevalent diseases in Crops

Name of the disease	Crop	Date of outbreak	Area affected (in ha)	% Commodity loss	Preventive measures taken for area (in ha)
FAW	Maize	July last week to 1st August	285	43	Need based PP chemicals, advisory
BPH	Paddy	October	47	22	Need based PP chemicals, advisory

## 8.2. Prevalent diseases in Livestock/Fishery

Name of the disease	Species affected	Date of outbreak	Number of death/ Morbidity rate (%)	Number of animals vaccinated	Preventive measures taken in pond (in ha)
-	-	-	-	-	-

## 9.1. Nehru YuvaKendra(NYK) Training : N.A.

Title of the training programme	Period		No. of the participant		Amount of Fund Received (Rs)
	From	To	M	F	

## 9.2. PPV &amp; FR Sensitization training Programme

Date of organizing the programme	Resource Person	No. of participants	Registration (crop wise)	
			Name of crop	No. of registration

9.3. *mKisan*Portal (National Farmers' Portal/ SMSPortal)

Type of message	No. of messages	No. of farmers covered
Crop	12	74,848
Livestock	7	21,907
Fishery	0	
Weather	8	22,428
Marketing	-	-
Awareness	11	58,520
Training information	3	27,428
Other	6	45,352
<b>Total</b>	<b>47</b>	<b>2,50,483</b>

9.4. *KVK* Portal and Mobile App

Sl. No.	Particulars	Description
1.	No. of visitors visited the portal	126

2.	No. of farmers registered in the portal	10404
3.	Mobile Apps developed by KVK	Nil
4.	Name of the App	-
5.	Language of the App	-
6.	Meant for crop/ livestock/ fishery/ others	-
7.	No. of times downloaded	-

## 9.5. a. Observation of Swachh Bharat Programme

Date/ Duration of Observation	Activities undertaken
17.09.25	<ul style="list-style-type: none"> <li>• Display of banner at prominent places, taking Swachhata pledge swachhata pledgr in offices, education institutions, public spaces etc,</li> <li>• Installation of selfie points at strategic locations.</li> <li>• Organisation of plantation drive “Ek Ped Maa Ke Nam” along with beautification activities.</li> </ul>
18.09.25	<ul style="list-style-type: none"> <li>• Transformation of cleanliness target units (CTUs)</li> <li>• Difficult &amp; dirty spots (black spots) will be identified , mapped &amp; cleared in a time bound manner. Black spots are generally neglected garbage point that are difficult to clean as part of regular Swachhata drives and pose significant environmental, health, and hygiene risks</li> </ul>
19.09.25	Organisation of poetry, essay ,planting and poster competitions in educational institutions such ,schools & Anganwadi Centres.
23.09.25	Swachhata programme on jashipur block hospital in presences of medical officer with Safai Mitra Suraksha Shivers
25.09.25	Ek Din ,Ek Ghanta, Ek Saath-Nationwide Shramadan

## b. Details of Swachhata activities with expenditure

Activities	Number	Expenditure (in Rs.)
1. Digitization of office records/ e-office	-	
2. Basic maintenance	1	7900
3. Sanitation and SBM	8	4000
4. Cleaning and beautification of surrounding areas	13	6006
5. Vermicomposting/ Composting of biodegradable waste management & other activities on generate of wealth for waste	4	1808
6. Used water for agriculture/ horticulture application	31	9442
7. Swachhata Awareness at local level	1	-
8. Swachhata Workshops	1	-
9. Swachhata Pledge		
10. Display and Banner	2	650
11. Foster healthy competition	1	994
12. Involvement of print and electronic media		
13. Involving the farmers, farm women and village youth in the adopted villages (no of adopted village)	24	-

14. No of Staff members involved in the activities	18	-
15. No of VIP/VVIPs involved in the activities	-	-
16. Any other specific activity (in details)	-	-
<b>Total</b>	<b>104</b>	<b>30800</b>

## 9.6. Observation of National Science day - NA

Date of Observation	Activities undertaken

## 9.7. Programme with SeemaSurakshaBa/ BSF- NA

Title of Programme	Date	No. of participants

## 9.8. Agriculture Knowledge in rural school - NA

Name and address of school	Date of visit to school	Areas covered	Teaching aids used

Give good quality 1-2 photograph(s)

## 9.9. Details of 'Pre-Rabi Campaign' / 'Pre-Kharif Campaign' Programme

Date of programme	No. of Union Ministers attended the programme	No. of Hon'ble MPs (Loksabha/Rajyasabha) participated	No. of State Govt. Ministers	Participants (No.)							Coverage by Door Dars han (Yes/ No)	Coverage by other channels (Number)
				MLAs Attended the programme	Chairman ZilaPanchayat	Distt. Collector/ DM	Bank Officials	Farmers	Govt. Officials, PRI members etc.	Total		

Please provide good quality photographs:

## 9.10. Details of Swachhta Hi Suraksha/ SwachhtaPakhwadaprogramme organized

Sl. No.	Activity	No. of villages Involved	No. of Participants	No. of VIPs	Name (s) of VIP(s)
1	1	4	170	0	0

Please provide good quality photographs:



### 9.11. Details of MahilaKisan Divas programme organized

Sl. No.	Activity	No. of villages Involved	No. of Participants	No. of VIPs	Name (s) of VIP(s)
1	1	1	50	0	0

Please provide good quality photographs:



### 9.12. No. of Progressive/Innovative/Lead farmer identified (category wise)

Sl. No.	Name of Farmer	Address of the farmer with contact no.	Innovation/ Leading in enterprise
1	BhaktabandhuChattar	Tilusahi/Raruan ,7894221700	IFS
2	Bimala Mohanta	Tangabila/Tangabila/Jashipur, 6372829887	Mushroom cultivation
3	DebanandaPingua	Askipal /Teranti/Sukuruli ,9437798093	Integrated farming
4	Subasa Mohanta	Goili/Jashipur 9078009430	Millet Cultivation
5	Pramila Setty	Kaptira/Matiagarh/Jashipur/ 6370391409	Organic Pesticide

### 9.13. Revenue generation-N.A.

Sl. No.	Name of Head	Income(Rs.)	Sponsoring agency
1.	-	-	-

### 9.14. Resource Generation:N.A

Sl.No.	Name of the programme	Purpose of the programme	Sources of fund	Amount (Rs. lakhs)	Infrastructure created
-	-	-	-	-	-

## 9.15. Performance of Automatic Weather Station in KVK : N.A.

Date of establishment	Source of funding i.e. IMD/ICAR/Others (pl. specify)	Present status of functioning

## 9.16. Contingent crop planning

Name of the state	Name of district/KVK	Thematic area	Number of programmes organized	Number of Farmers contacted	A brief about contingent plan executed by the KVK
ODISHA	Mayurbhanj	Untimely rain	1	30	A detailed crop contingent plan was prepared to mitigate the consequences of untimely rain in Jashipur

## 10. Report on Cereal Systems Initiative for South Asia (CSISA) ; N.A.

- a) Year:  
b) Introduction / General Information:

	Title	Objective	Treatment details	Date of sowing	Replication	Result with photographs
Experiment 1						
Experiment 2						
Experiment 3						
...	NA					
..						
Others (If any)						

Please provide good quality photographs:

## 11. Details of DAPST/ TSP

- a. Achievements of physical output under TSP during 2024

## Progress of DAPST for the year 2025 (Jan. to Dec., 2025)

Name of KVK						
Sl.No.	Item/Activity	Units	Targets/Achievements		No. of Beneficiaries	
			Annual Targets	Achievements	Annual Targets	Achievements
1	Trainings (Capacity building/ Skill Development etc.)	No.				

	1.1	1-3 days	No.	73	68	2425	1836
	1.2	4-10 days	No.	42	17	680	330
	1.3	2-4 weeks	No.				
	1.4	More than 4 weeks	No.				
2	<b>On Farm Trials (OFTs)</b>		No.		9	9	162
3	<b>Front Line Demonstrations (FLDs) and other demonstrations</b>		No.	29	29	580	580
4	<b>Awareness camps, exposure visits etc.</b>		No.	72	43	2516	1522
5	<b>Input Distribution</b>						
	5.1	Seeds (Field Crops)	0.167	0.167	595	595	
	5.2	Seeds (High Value Crops, spices etc.)	0	0	0	0	
	5.3	Seeds (Root & Tuber Crops)	0	0	0	0	
	5.4	Nursery plants	53800	53800	65	85	
	5.5	Cutting , slips, suckers, etc	0	0	0	0	
	5.6	Mushroom Spawns/ Bio-Fertilizers (in Packets)	1310	1010	117	87	
	5.7	Honey Bee Colonies	70	50	70	20	
	5.8	Animals-large (Cattle/ Buffalo/ camel/horse/donkey/Mithun/Yak etc.)	0	0	0	0	
	5.9	Animals-small (pig, sheep, goat etc.)	0	0	0	0	
	5.1	Poultry chicks / duckling etc	No.	3040	1920	239	170
	5.11	Fish Spawns/ fingerlings	No.	0	0	0	0
	5.12	Small equipment's (upto Rs 2000)	No.	107	107	107	107
	5.13	Medium Equipment's/ machinery (upto Rs 25000)	No.	0	0	0	0
	5.14	Large Equipment's / machinery (> Rs. 25000)	No.	0	0	0	0
	5.15	Infrastructure / Civil Works/ Ponds etc	No.	0	0	0	0
	5.16	Setting up plant nursery/ seed farm/ hatchery	No.	0	0	0	0
	5.17	Land development/ Reclamation / Conservation	hectares	0	0	0	0
	5.18	Fertilizers (NPK)/ Secondary fertilizers	tonnes	0	0	0	0
	5.19	Micro nutrients	tonnes	0	0	0	0
	5.2	FYM/ Vermicompost	tonnes	20	8	105	30
	5.21	Soil amendments (Gypsum, lime etc.)	tonnes	0	0	0	0
	5.22	Plant protection chemicals	kg	21	21	10	10
	5.23	Plant growth Promoter	kg	0	0	0	0
	5.24	Animal Feed	tonnes	0	0	0	0
	5.25	Animal Fodder	tonnes	0	0	0	0
	5.26	Animal medicines	doses	0	0	0	0
	5.27	Any other (Liquid PSB etc.)	Litre	0	0	0	0
6	<b>Services/Facilitation</b>						
	6.1	Animal Health Camps	No.	0	0	0	0

6.2	Artificial Insemination / Vaccination	No.	0	0	0	0
6.3	Veterinary Services (Hospitalization, on-site treatment, PD, surgery etc)	No.	0	0	0	0
6.4	Testing samples of Soil, plant, water, feed, fodder and livestock	No.	173	173	425	425
6.5	Promotion of agri-entrepreneurship	No.	10	7	10	7
6.6	Promotion of IFS, IOFS, Natural Farming, Nutrigarden, kitchen garden, orchards etc	No.	70000	70800	100	122
6.7	Creation of market links of farm produces	No.	10	4	10	4
6.8	Use of Institute Facilities (Processing etc.) (in Hours)	Hours	0	0	0	0
6.9	Subsidies/ Assistance (50% of Project cost, Max. Rs 10,000/beneficiary)	No.	0	0	0	0
7	<b>Distribution of Literature</b>	No.	7	5	2500	2780
8	<b>Employment generation for livelihood</b>	(Man-months)	10	10	10	10
9	<b>Fellowship, Stipends or Scholarship</b>	No.	0	0	0	0
10	<b>Area oriented R&amp;D Activity (project addressing the problems of agri. Sector faced by the SC/STs and benefit directly, which is measurable and identifiable)</b>	No. of projects	0	0	0	0
11	<b>Monitoring &amp; Evaluation of DAPSC/ST (upto 3%)</b>		NA			
12	<b>Any other (specify) T.A.</b>		NA			

b. Fund received under TSP in 2025-26 (Rs. In lakh):16,20,000/-

## 12. Details of DAPSC/ SCSP

a. Achievements of physical output under SCSP during 2024

### Progress of DAPSC for the year 2024 (Jan. to Dec., 2024)

Name of KVK						
Sl.No.	Item/Activity	Units	Targets/Achievements		No. of Beneficiaries	
			Annual Targets	Achievements	Annual Targets	Achievements
1	<b>Trainings (Capacity building/ Skill Development etc.)</b>	No.				
	1.1	1-3 days	No.			
	1.2	4-10 days	No.			
	1.3	2-4 weeks	No.			
	1.4	More than 4 weeks	No.			
2	<b>On Farm Trials (OFTs)</b>	No.				
3	<b>Front Line Demonstrations (FLDs) and other demonstrations</b>	No.				

4	<b>Awareness camps, exposure visits etc.</b>		No.				
5	<b>Input Distribution</b>						
	5.1	Seeds (Field Crops)	Tonnes				
	5.2	Seeds (High Value Crops, spices etc.)	kg				
	5.3	Seeds (Root & Tuber Crops)	tonnes				
	5.4	Nursery plants	No.				
	5.5	Cutting , slips, suckers, etc	No.				
	5.6	Mushroom Spawns/ Bio-Fertilizers (in Packets)	Packets				
	5.7	Honey Bee Colonies	No.				
	5.8	Animals-large (Cattle/ Buffalo/ camel/horse/donkey/Mithun/Yak etc.)	No.				
	5.9	Animals-small (pig, sheep, goat etc.)	No.				
	5.1	Poultry chicks / duckling etc	No.				
	5.11	Fish Spawns/ fingerlings	No.				
	5.12	Small equipment's (upto Rs 2000)	No.				
	5.13	Medium Equipment's/ machinery (upto Rs 25000)	No.				
	5.14	Large Equipment's / machinery (> Rs. 25000)	No.				
	5.15	Infrastructure / Civil Works/ Ponds etc	No.				
	5.16	Setting up plant nursery/ seed farm/ hatchery	No.				
	5.17	Land development/ Reclamation / Conservation	hectares				
	5.18	Fertilizers (NPK)/ Secondary fertilizers	tonnes				
	5.19	Micro nutrients	tonnes				
	5.2	FYM/ Vermicompost	tonnes				
	5.21	Soil amendments (Gypsum, lime etc.)	tonnes				
	5.22	Plant protection chemicals	kg				
	5.23	Plant growth Promoter	kg				
	5.24	Animal Feed	tonnes				
	5.25	Animal Fodder	tonnes				
	5.26	Animal medicines	doses				
	5.27	Any other (Liquid PSB etc.)	Litre				
6	<b>Services/Facilitation</b>						
	6.1	Animal Health Camps	No.				
	6.2	Artificial Insemination / Vaccination	No.				
	6.3	Veterinary Services (Hospitalization, on-site treatment, PD, surgery etc)	No.				
	6.4	Testing samples of Soil, plant, water, feed, fodder and livestock	No.				
	6.5	Promotion of agri-entrepreneurship	No.				
	6.6	Promotion of IFS, IOFS, Natural Farming, Nutrigarden, kitchen	No.				

	garden, orchards etc								
6.7	Creation of market links of farm produces	No.							
6.8	Use of Institute Facilities (Processing etc.) (in Hours)	Hours							
6.9	Subsidies/ Assistance (50% of Project cost, Max. Rs 10,000/beneficiary)	No.							
7	<b>Distribution of Literature</b>	No.							
8	<b>Employment generation for livelihood</b>	(Man-months)							
9	<b>Fellowship, Stipends or Scholarship</b>	No.							
10	<b>Area oriented R&amp;D Activity (project addressing the problems of agri. Sector faced by the SC/STs and benefit directly, which is measurable and identifiable)</b>	No. of projects							
11	<b>Monitoring &amp; Evaluation of DAPSC/ST (upto 3%)</b>								
12	<b>Any other (specify)</b>								

b. Fund received under SCSP in 2025-26 (Rs. In lakh): Nil

13. Progress report of NICRA KVK (Technology Demonstration component) during the period (Applicable for KVKs identified under NICRA) – N.A.

#### Natural Resource Management

Name of intervention undertaken	Numbers under taken	No of units	Area (ha)	No of farmers covered / benefitted								Remarks	
				SC		ST		Other		Total			
				M	F	M	F	M	F	M	F		T

#### Crop Management

Name of intervention undertaken	Area (ha)	No of farmers covered / benefitted								Remarks		
		SC		ST		Other		Total				
		M	F	M	F	M	F	M	F		T	

#### Livestock and fisheries

Name of intervention undertaken	Number of animals covered	No of units	Area (ha)	No of farmers covered / benefitted								Remarks
				SC		ST		Other		Total		
				M	F	M	F	M	F	M	F	

#### Institutional interventions



	Society		Address			s	position (Rupees in lakh)	

### 17. Integrated Farming System (IFS)

#### Details of KVK Demo. Unit

Sl. No.	Module details (Component-wise)	Area under IFS (ha)	Production (Commodity-wise)	Cost of production in Rs. (Component-wise)	Value realized in Rs. (Commodity-wise)	No. of farmer adopted practicing IFS	% Change in adoption during the year
1	Pond based IFS	1	Initially established	Initially established	Initially established	Initially established	Initially established

### 18. Information on Visit of Ministers to KVKs, if any (Please provide good quality photographs)-NA

Date of Visit	Name of Hon'ble Minister	Name of Ministry	Salient points in his/ her observation (2-3 bulleted points)

### 19. a) Information on ASCI Skill Development Training Programme, if undertaken during 2025-NA

Name of the Job role	Name of the certified Trainer of KVK for the Job role	Date of start of training	Date of completion of training	No. of participants						Whether uploaded to SIP Portal (Y/N)	Fund utilized for the training (Rs.)
				SC		ST		Other			
				M	F	M	F	M	F		

### b) Information on Skill Development Training Programme (Other than ASCI or less than 200 hrs., if any) if undertaken during 2025 -NA

Thematic area of training	Title of the training	Duration (in hrs.)	No. of participants										Fund utilized for the training (Rs.)
			SC		ST		Other		Total				
			M	F	M	F	M	F	M	F	T		

### 20. Information on NARI Project(if applicable)NA

Name of Nodal Officer	No. of OFT on specified aspects	Title(s) of OFT	No. of FLD on specified aspects	No. of capacity development programme on specified aspects	Total no. of farm women/ girls involved in the project	Details of Issues related to gender mainstreaming addressed through the project

### 21. Any other programme organized by KVK, not covered above

Sl. No.	Name of the programme	Date of the programme	Venue	Purpose	No. of participants
-	-	-	-	-	-

22. Good quality action photographs of overall achievements of KVK during the year (best 10)

**PHOTOGRAPHS**

<p><b>Assessment of medium duration rice varieties under rainfed condition</b></p>	<p><b>OFT on non-ragi millet crops for diversification of millet production system</b></p>	<p><b>Assessment of different duck breeds for better production in the district</b></p>
<p><b>FLD on indigenous aromatic rice variety Kalikati</b></p>	<p><b>FLD on Integrated Nutrient Management in Mustard</b></p>	<p><b>FLD on customized mechanical transplanting under irrigated rice pulse cropping system</b></p>
<p><b>F&amp;FW Training</b></p>	<p><b>TSP Activity on Scientific Bee Keeping</b></p>	<p><b>FLD on power weeder cum rdiger</b></p>
<p><b>Value addition of mushroom training</b></p>	<p><b>Training of RY</b></p>	<p><b>In service training on seed drill</b></p>



**FLD on Maize under TSP**



**Animal Health Camp**



**Exposure Visit of FPO**



**Mushroom spawn distribution under TSP**



**Sprayer distribution under TSP**



**Seedlings distribution under TSP**



**Honorable Vice chancellor, Ouat at KVK**



**Dean, Extension, Ouat visit to KVK**



**DDE (DE), Ouat visit to KVK**



**KV student's exposure visit to KVK**



**FLD on mini ragi thresher cum pearler**



**FLD on management of Aphid in Cabbage**